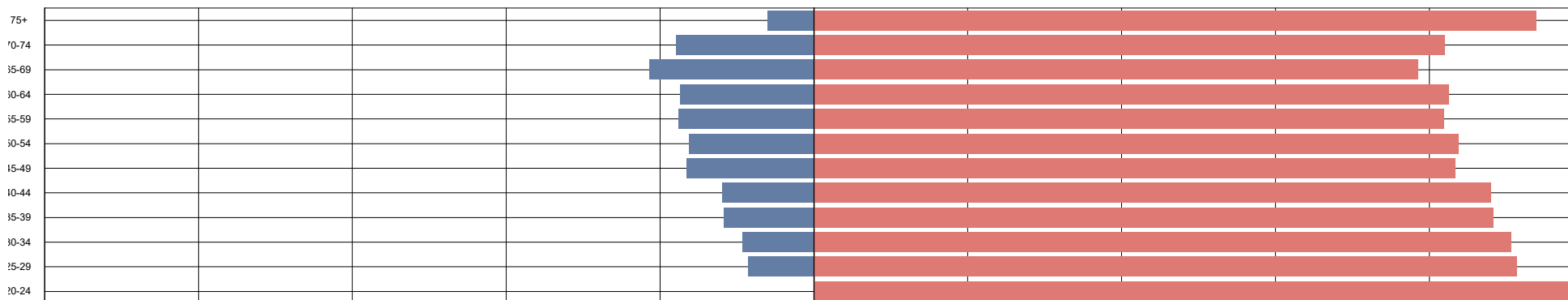


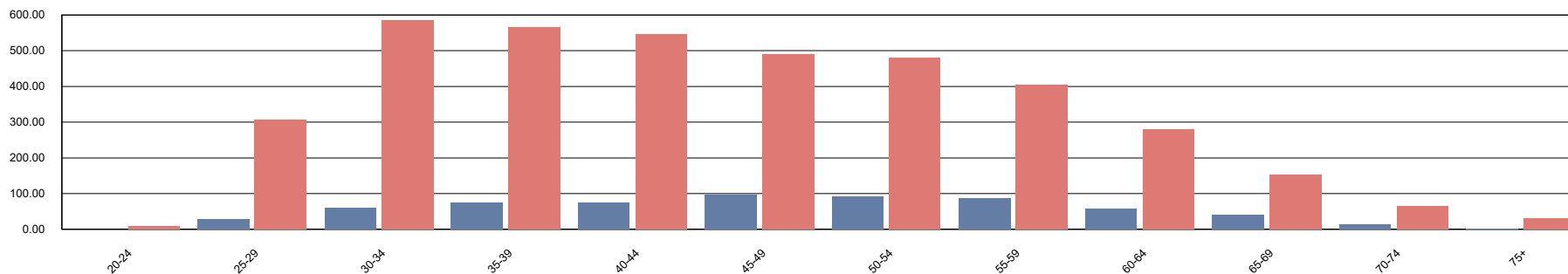
Registrant gender and age for selected profession - Register wide. Calculated Report date

Male
Female

01/09/2020



Volume

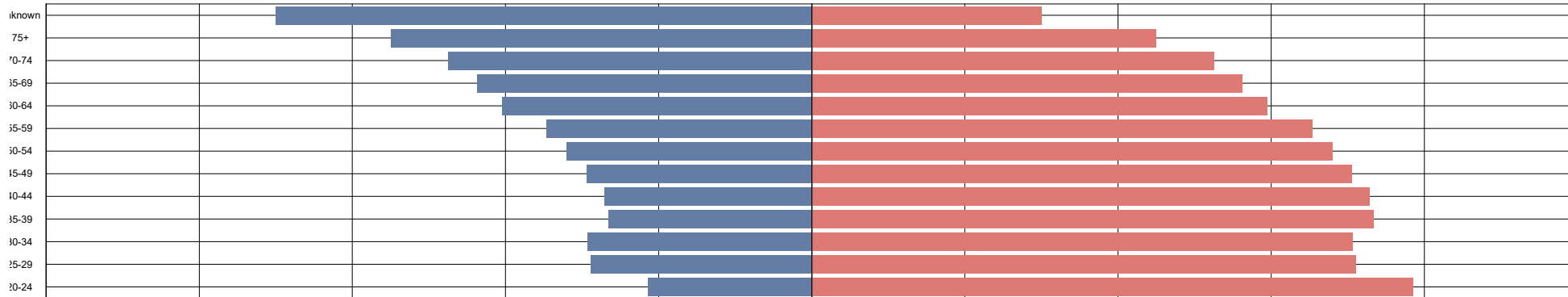


		20-24	25-29	30-34	35-39	40-44	45-49	50-54	55-59	60-64	65-69	70-74	75+	Total
AS	F	9	307	584	566	547	489	481	404	280	154	64	31	3,916
	M	0	29	60	75	74	97	93	87	59	42	14	2	632
	U	0	0	0	0	0	0	0	2	0	0	0	0	2
	Total	9	336	644	641	621	586	574	493	339	196	78	33	4,550
Total		9	336	644	641	621	586	574	493	339	196	78	33	4,550

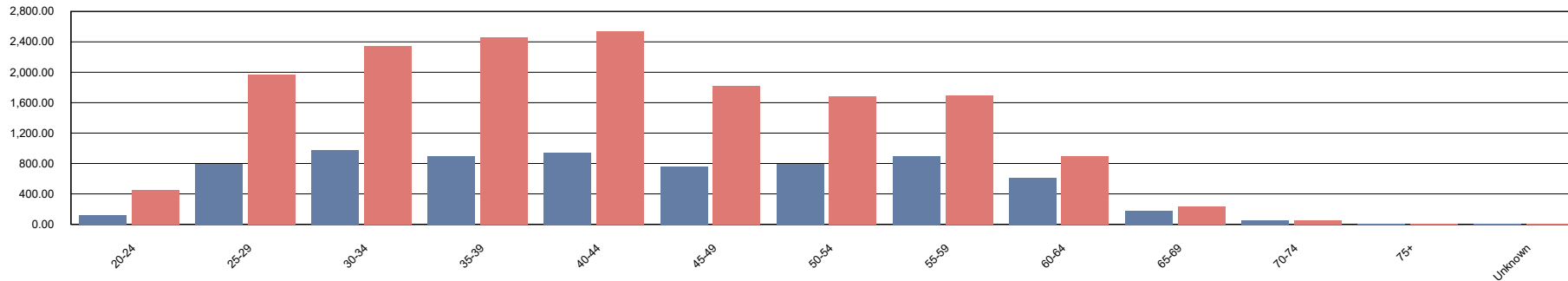
Registrant gender and age for selected profession - Register wide. Calculated Report date

Male
Female

01/09/2020



Volume

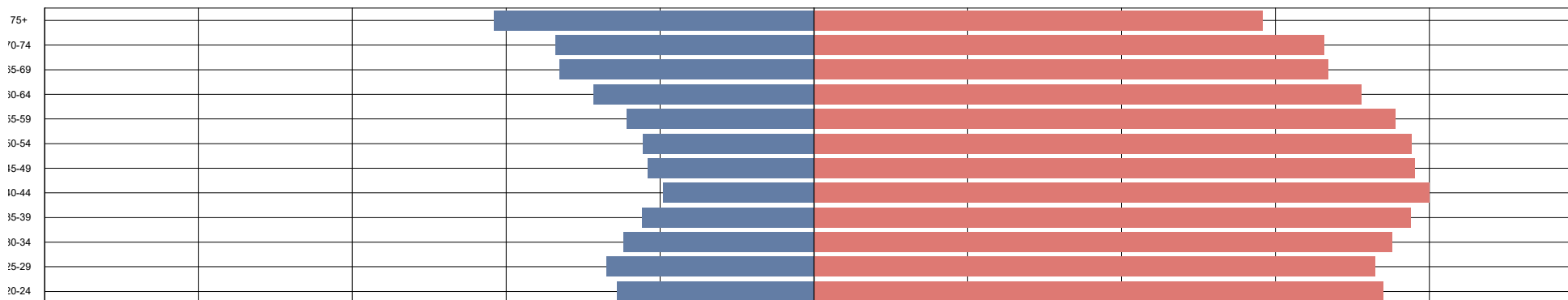


		20-24	25-29	30-34	35-39	40-44	45-49	50-54	55-59	60-64	65-69	70-74	75+	Unknown	Total
BS	F	448	1,962	2,340	2,454	2,543	1,821	1,686	1,693	893	234	52	9	6	16,141
	M	122	799	971	890	946	759	794	897	607	182	47	11	14	7,039
	U	0	0	0	1	0	3	0	0	0	0	0	0	0	4
	Total	570	2,761	3,311	3,345	3,489	2,583	2,480	2,590	1,500	416	99	20	20	23,184
Total		570	2,761	3,311	3,345	3,489	2,583	2,480	2,590	1,500	416	99	20	20	23,184

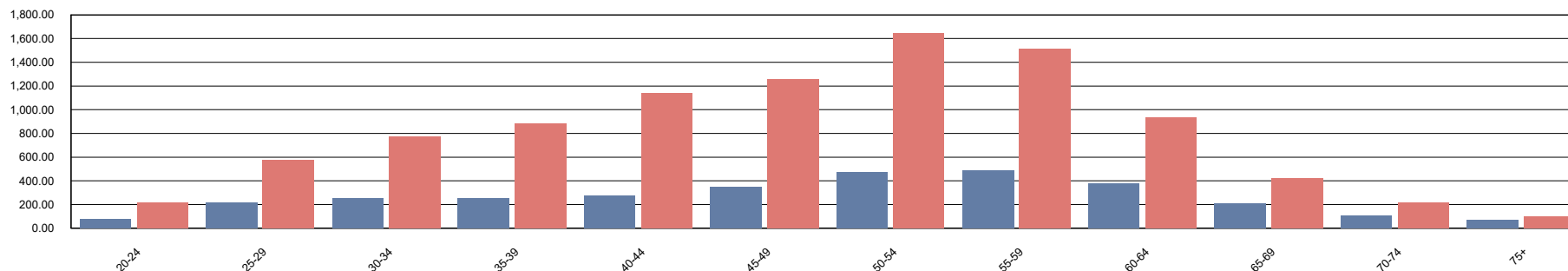
Registrant gender and age for selected profession - Register wide. Calculated Report date

Male
Female

01/09/2020



Volume

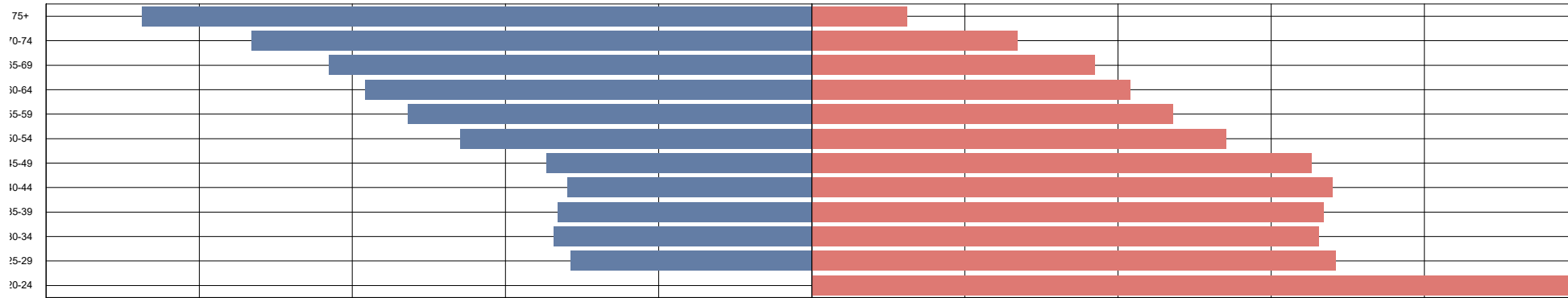


		20-24	25-29	30-34	35-39	40-44	45-49	50-54	55-59	60-64	65-69	70-74	75+	Total
CH	F	220	579	773	881	1,142	1,257	1,646	1,513	937	420	215	101	9,684
	M	76	214	255	254	280	347	472	487	378	208	109	72	3,152
	U	1	0	0	0	6	4	0	0	2	0	0	0	13
	Total	297	793	1,028	1,135	1,428	1,608	2,118	2,000	1,317	628	324	173	12,849
Total		297	793	1,028	1,135	1,428	1,608	2,118	2,000	1,317	628	324	173	12,849

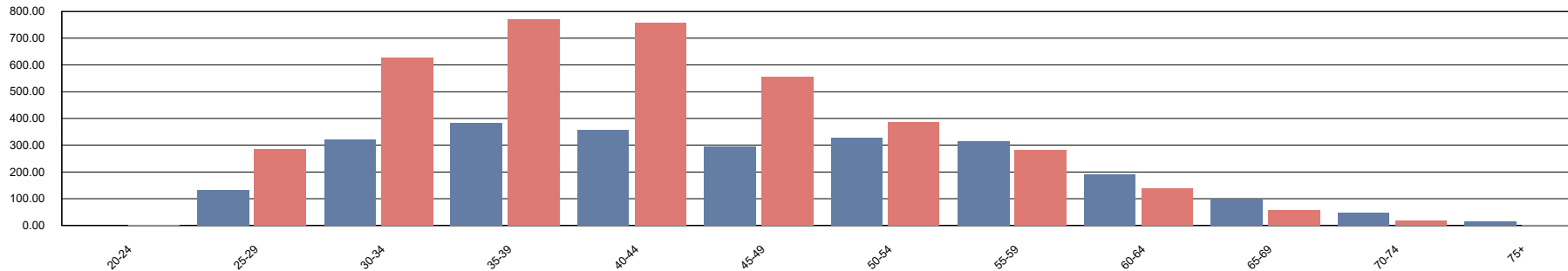
Registrant gender and age for selected profession - Register wide. Calculated Report date

Male
Female

01/09/2020



Volume

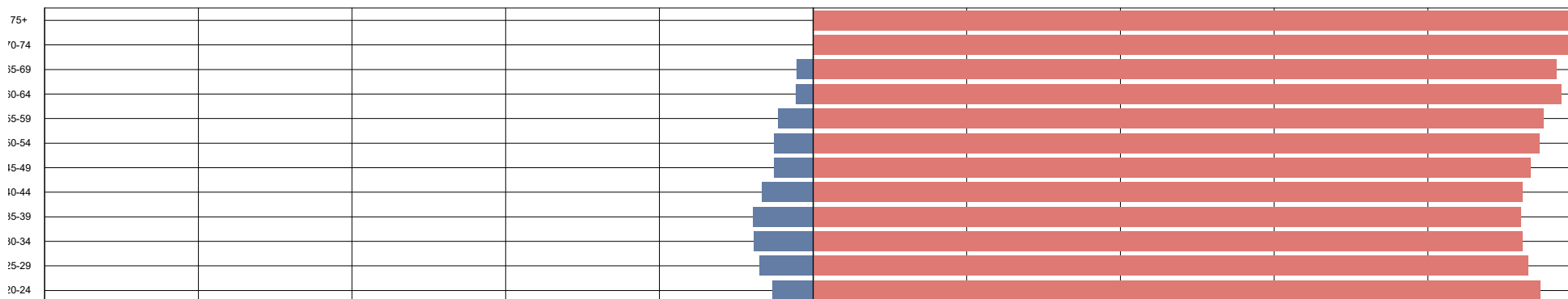


		20-24	25-29	30-34	35-39	40-44	45-49	50-54	55-59	60-64	65-69	70-74	75+	Total
CS	F	1	287	628	772	758	555	388	281	137	58	18	2	3,885
	M	0	132	320	383	356	295	329	314	192	99	49	14	2,483
	Total	1	419	948	1,155	1,114	850	717	595	329	157	67	16	6,368
Total		1	419	948	1,155	1,114	850	717	595	329	157	67	16	6,368

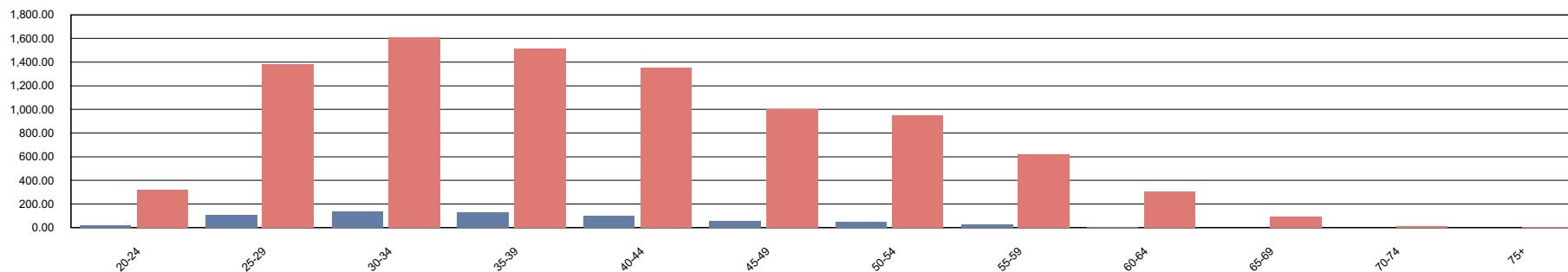
Registrant gender and age for selected profession - Register wide. Calculated Report date

Male
Female

01/09/2020



Volume

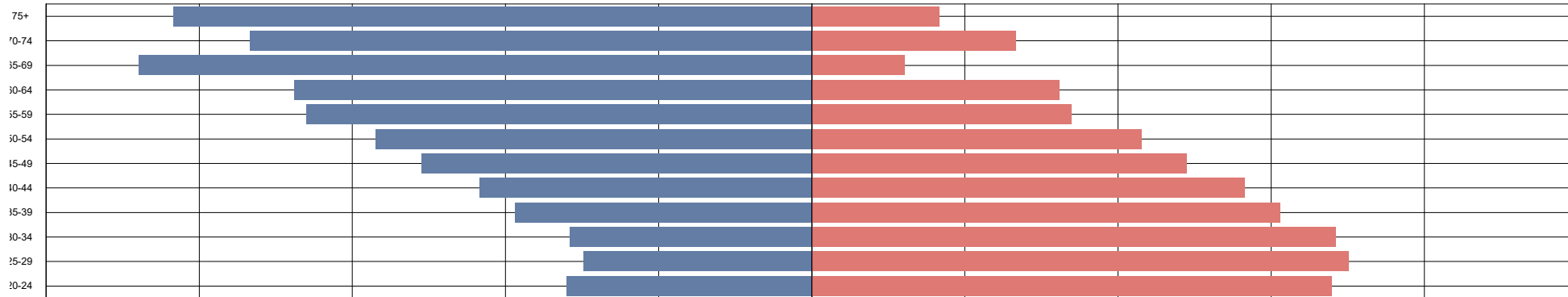


		20-24	25-29	30-34	35-39	40-44	45-49	50-54	55-59	60-64	65-69	70-74	75+	Total
DT	F	320	1,387	1,612	1,514	1,355	1,000	948	623	304	90	11	7	9,171
	M	18	104	134	129	98	54	51	30	7	2	0	0	627
	U	0	0	0	0	14	17	4	2	1	1	0	0	39
	Total	338	1,491	1,746	1,643	1,467	1,071	1,003	655	312	93	11	7	9,837
Total		338	1,491	1,746	1,643	1,467	1,071	1,003	655	312	93	11	7	9,837

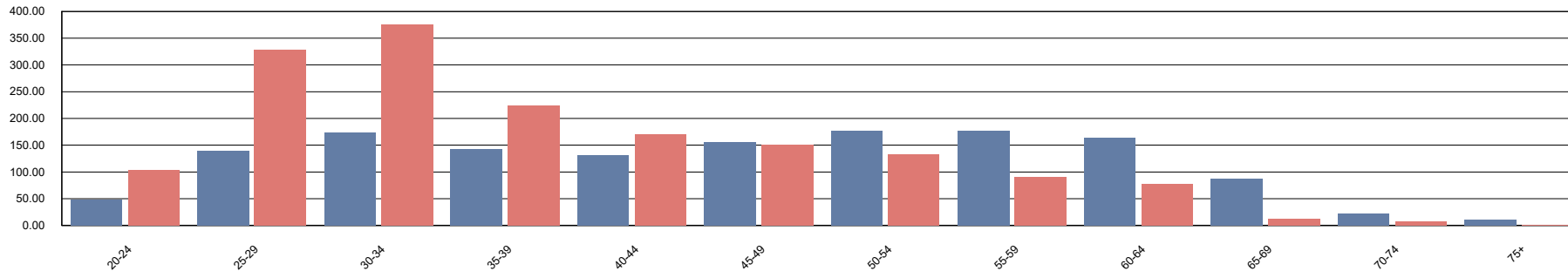
Registrant gender and age for selected profession - Register wide. Calculated Report date

Male
Female

01/09/2020



Volume



		20-24	25-29	30-34	35-39	40-44	45-49	50-54	55-59	60-64	65-69	70-74	75+	Total
HA D	F	104	329	375	224	171	150	133	91	78	12	8	2	1,677
	M	49	140	173	142	131	156	176	177	163	87	22	10	1,426
	Total	153	469	548	366	302	306	309	268	241	99	30	12	3,103
Total		153	469	548	366	302	306	309	268	241	99	30	12	3,103

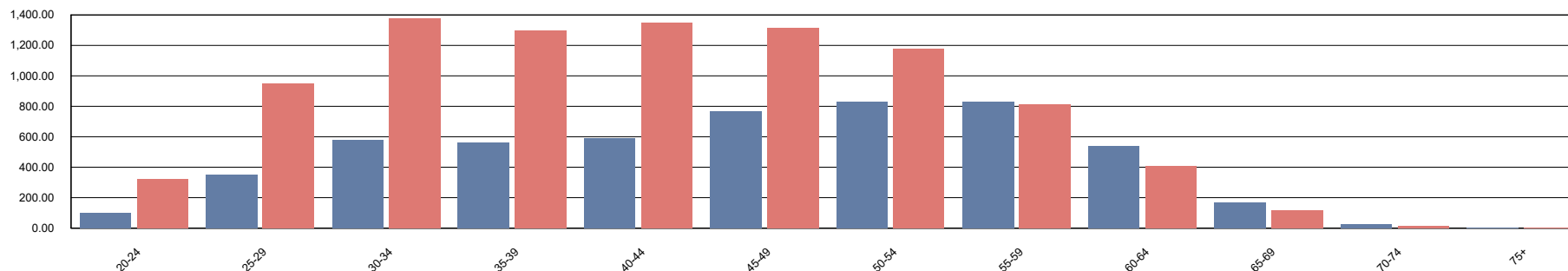
Registrant gender and age for selected profession - Register wide. Calculated Report date

Male
Female

01/09/2020



Volume

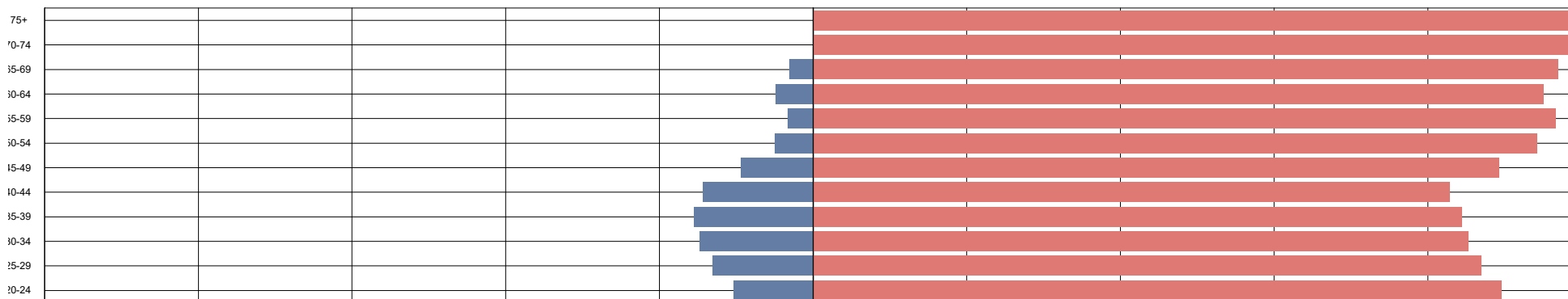


		20-24	25-29	30-34	35-39	40-44	45-49	50-54	55-59	60-64	65-69	70-74	75+	Total
OD P	F	325	949	1,376	1,297	1,349	1,314	1,178	814	405	115	14	2	9,138
	M	99	350	581	563	589	769	829	830	542	166	28	5	5,351
	U	0	0	0	0	1	11	21	17	8	1	1	0	60
	Total	424	1,299	1,957	1,860	1,939	2,094	2,028	1,661	955	282	43	7	14,549
Total		424	1,299	1,957	1,860	1,939	2,094	2,028	1,661	955	282	43	7	14,549

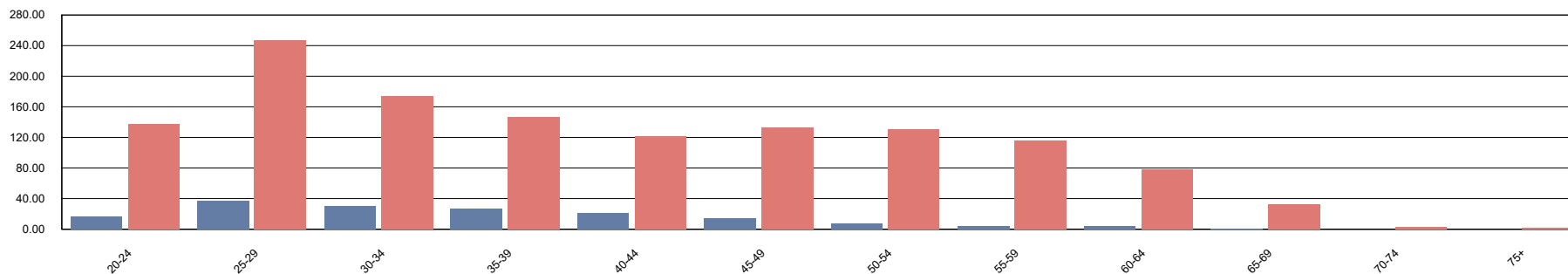
Registrant gender and age for selected profession - Register wide. Calculated Report date

Male
Female

01/09/2020



Volume

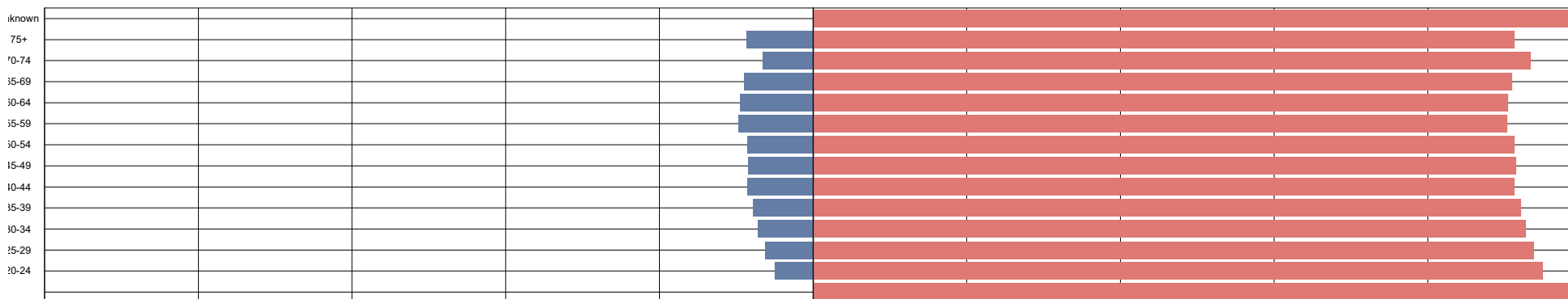


		20-24	25-29	30-34	35-39	40-44	45-49	50-54	55-59	60-64	65-69	70-74	75+	Total
OR	F	138	247	174	147	121	133	131	116	78	32	3	2	1,322
	M	16	37	30	27	21	14	7	4	4	1	0	0	161
	U	0	0	0	0	4	2	1	0	0	0	0	0	7
	Total	154	284	204	174	146	149	139	120	82	33	3	2	1,490
Total		154	284	204	174	146	149	139	120	82	33	3	2	1,490

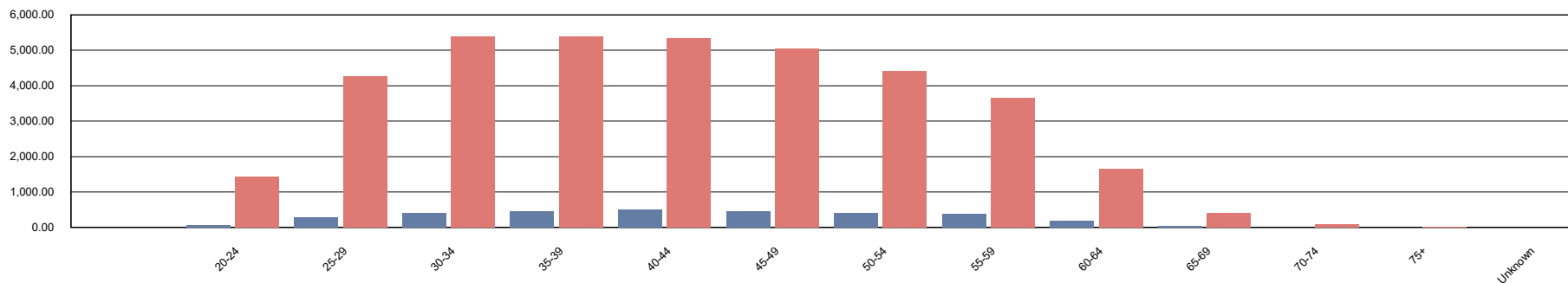
Registrant gender and age for selected profession - Register wide. Calculated Report date

Male
Female

01/09/2020



Volume

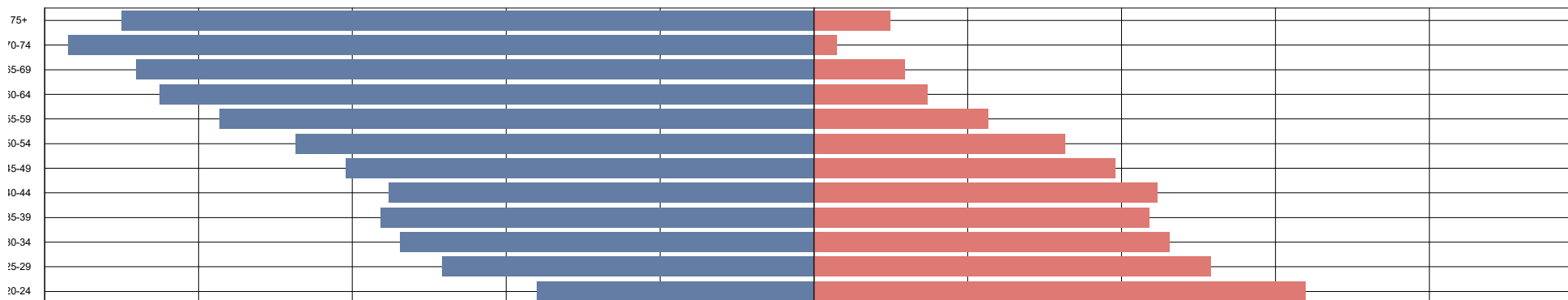


			20-24	25-29	30-34	35-39	40-44	45-49	50-54	55-59	60-64	65-69	70-74	75+	Unknown	Total
OT	F	0	1,420	4,267	5,388	5,400	5,345	5,049	4,401	3,659	1,648	416	85	21	1	37,100
	M	0	75	283	418	461	504	465	415	392	174	41	6	2	0	3,236
	U	0	0	0	0	0	5	3	2	0	1	0	0	0	0	11
	Total	0	1,495	4,550	5,806	5,861	5,854	5,517	4,818	4,051	1,823	457	91	23	1	40,347
Total		0	1,495	4,550	5,806	5,861	5,854	5,517	4,818	4,051	1,823	457	91	23	1	40,347

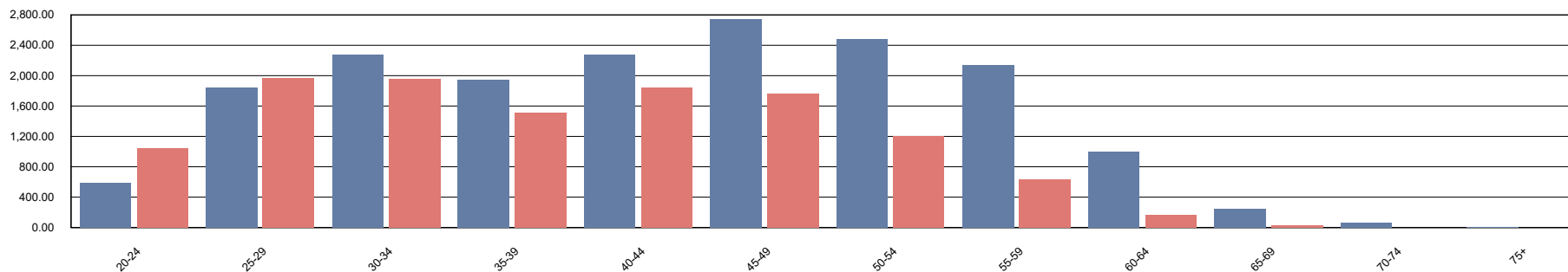
Registrant gender and age for selected profession - Register wide. Calculated Report date

Male
Female

01/09/2020



Volume

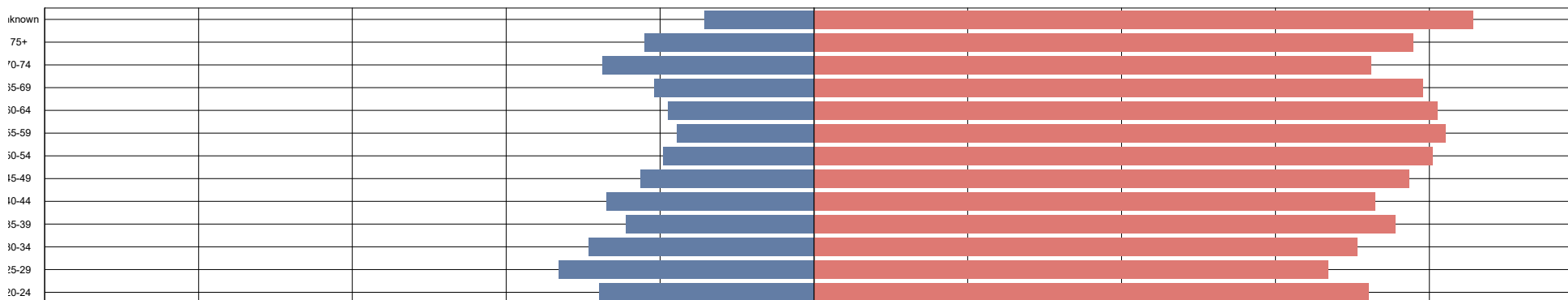


		20-24	25-29	30-34	35-39	40-44	45-49	50-54	55-59	60-64	65-69	70-74	75+	Total
PA	F	1,042	1,969	1,960	1,508	1,844	1,765	1,202	630	174	33	2	1	12,130
	M	588	1,845	2,281	1,946	2,281	2,743	2,480	2,143	1,001	245	64	9	17,626
	U	0	0	0	0	0	0	0	0	1	0	0	0	1
	Total	1,630	3,814	4,241	3,454	4,125	4,508	3,682	2,773	1,176	278	66	10	29,757
Total		1,630	3,814	4,241	3,454	4,125	4,508	3,682	2,773	1,176	278	66	10	29,757

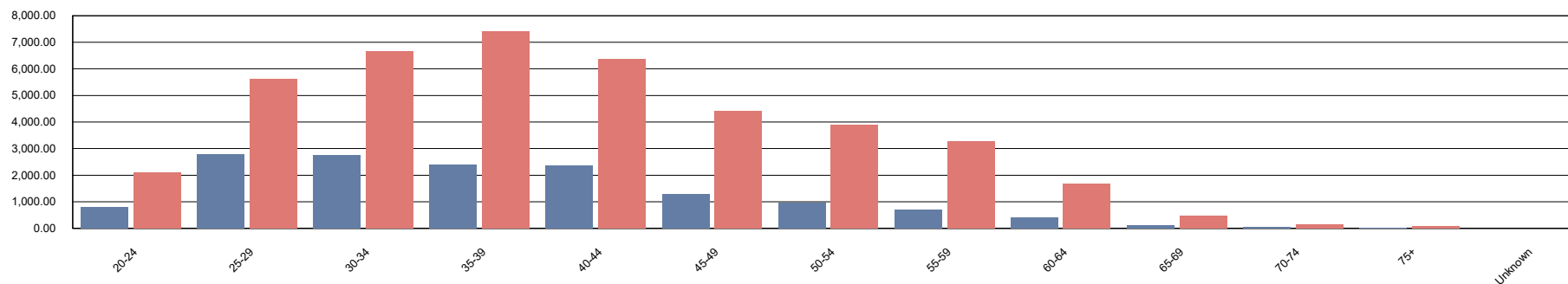
Registrant gender and age for selected profession - Register wide. Calculated Report date

Male
Female

01/09/2020



Volume

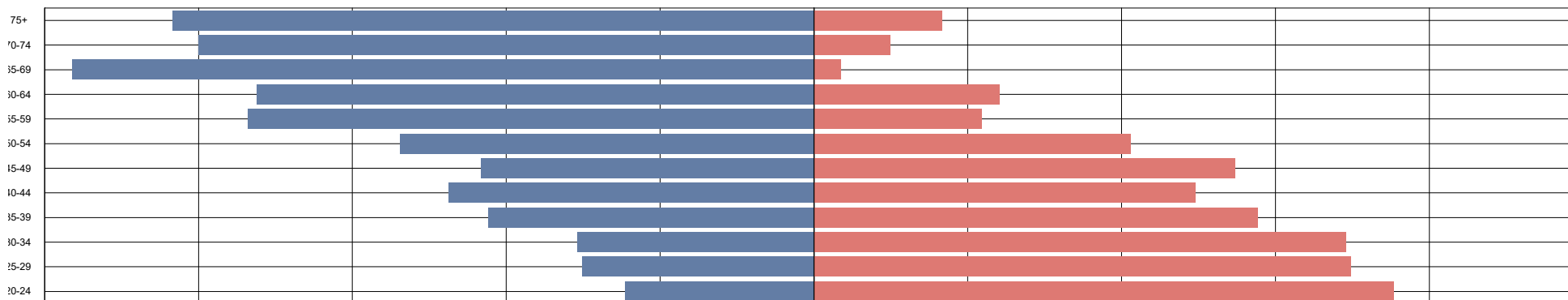


		20-24	25-29	30-34	35-39	40-44	45-49	50-54	55-59	60-64	65-69	70-74	75+	Unknown	Total
PH	F	2,098	5,613	6,667	7,421	6,355	4,424	3,903	3,275	1,688	496	158	85	6	42,189
	M	811	2,782	2,765	2,399	2,352	1,292	950	711	395	130	60	24	1	14,672
	U	0	0	0	0	0	2	0	0	0	0	0	0	0	2
	Total	2,909	8,395	9,432	9,820	8,707	5,718	4,853	3,986	2,083	626	218	109	7	56,863
Total		2,909	8,395	9,432	9,820	8,707	5,718	4,853	3,986	2,083	626	218	109	7	56,863

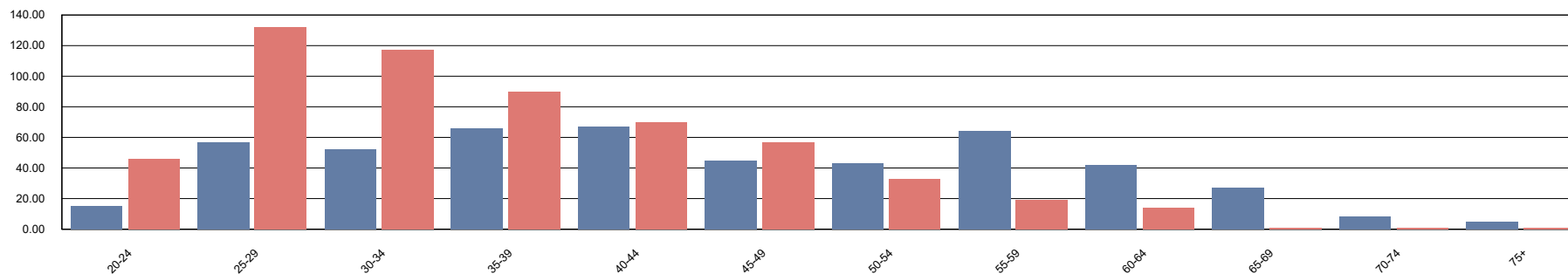
Registrant gender and age for selected profession - Register wide. Calculated Report date

Male
Female

01/09/2020



Volume

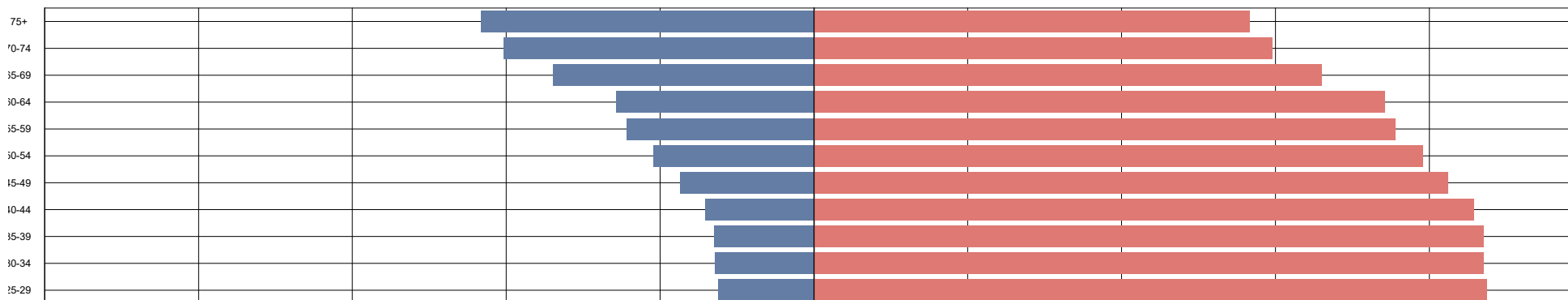


		20-24	25-29	30-34	35-39	40-44	45-49	50-54	55-59	60-64	65-69	70-74	75+	Total
PO	F	46	132	117	90	70	57	33	19	14	1	1	1	581
	M	15	57	52	66	67	45	43	64	42	27	8	5	491
	U	0	0	0	0	4	2	4	4	2	0	1	0	17
	Total	61	189	169	156	141	104	80	87	58	28	10	6	1,089
Total		61	189	169	156	141	104	80	87	58	28	10	6	1,089

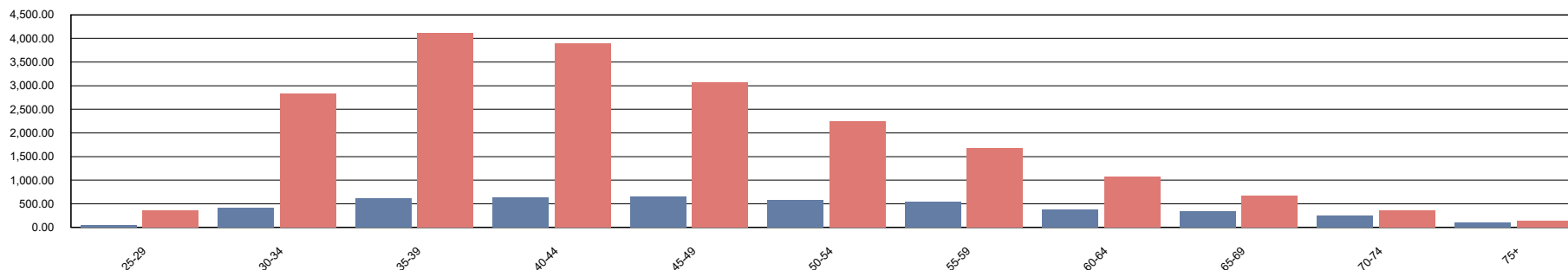
Registrant gender and age for selected profession - Register wide. Calculated Report date

Male
Female

01/09/2020



Volume

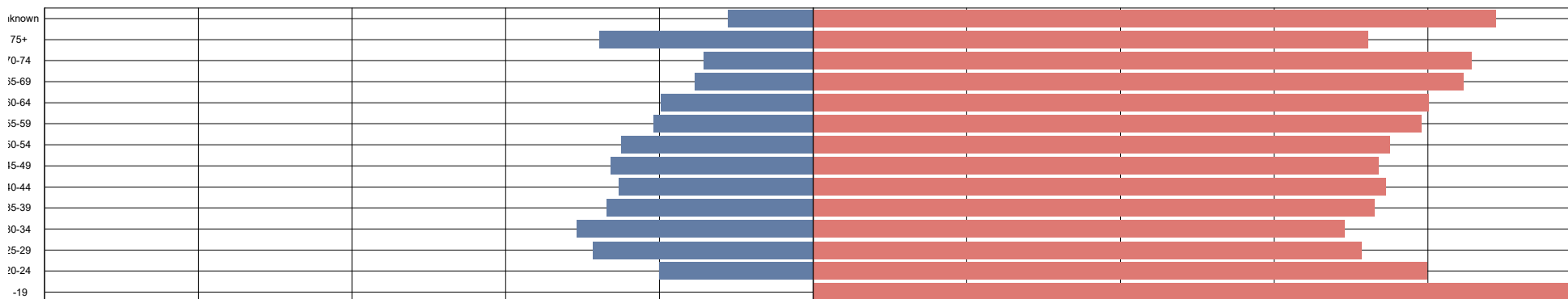


		25-29	30-34	35-39	40-44	45-49	50-54	55-59	60-64	65-69	70-74	75+	Total
PY L	F	358	2,830	4,120	3,896	3,064	2,237	1,681	1,065	680	359	135	20,425
	M	51	418	612	640	648	589	542	370	349	243	103	4,565
	U	0	0	0	2	3	0	1	0	0	0	0	6
	Total	409	3,248	4,732	4,538	3,715	2,826	2,224	1,435	1,029	602	238	24,996
Total		409	3,248	4,732	4,538	3,715	2,826	2,224	1,435	1,029	602	238	24,996

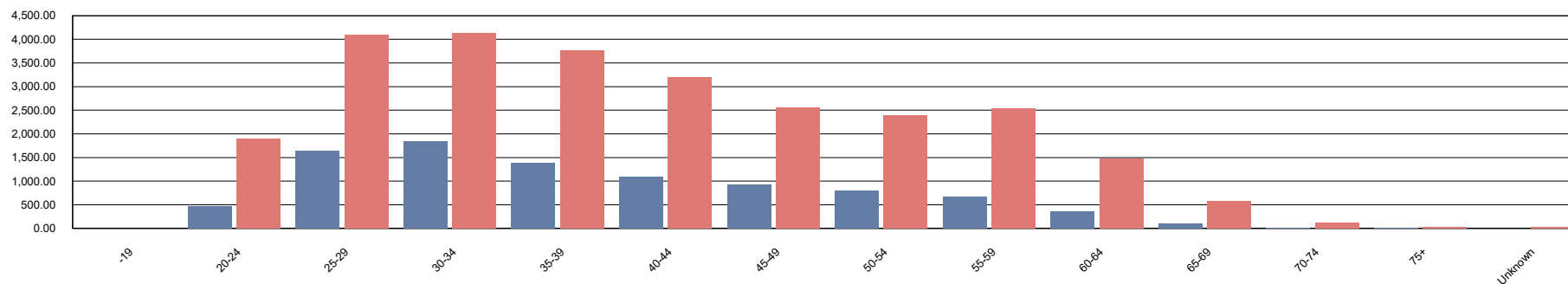
Registrant gender and age for selected profession - Register wide. Calculated Report date

Male
Female

01/09/2020



Volume

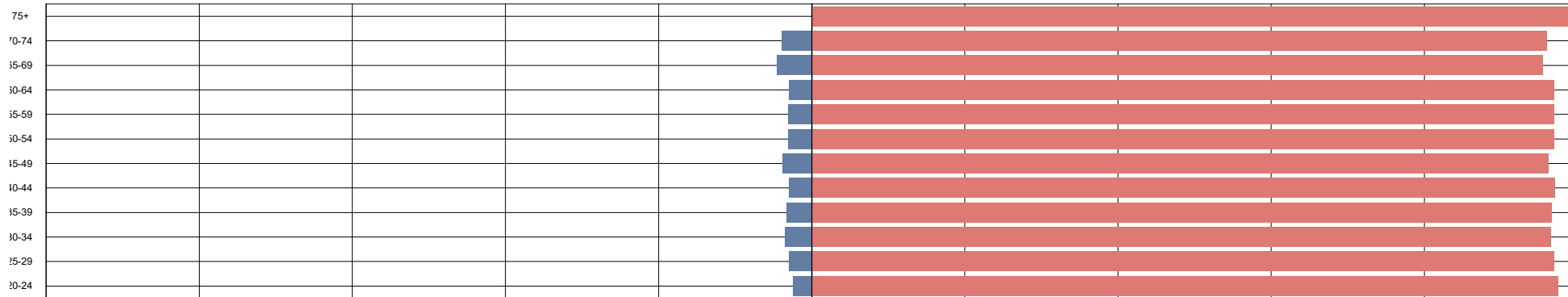


		-19	20-24	25-29	30-34	35-39	40-44	45-49	50-54	55-59	60-64	65-69	70-74	75+	Unknown	Total
RA	F	1	1,895	4,089	4,142	3,772	3,199	2,560	2,404	2,531	1,471	584	114	26	24	26,812
	M	0	475	1,641	1,841	1,386	1,087	917	800	665	364	106	19	10	3	9,314
	U	0	0	0	1	0	2	1	0	0	0	0	0	0	0	4
	Total	1	2,370	5,730	5,984	5,158	4,288	3,478	3,204	3,196	1,835	690	133	36	27	36,130
Total		1	2,370	5,730	5,984	5,158	4,288	3,478	3,204	3,196	1,835	690	133	36	27	36,130

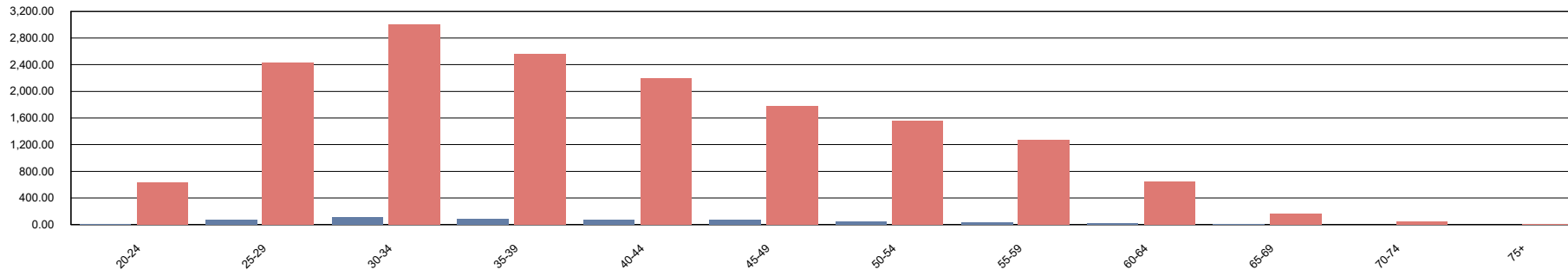
Registrant gender and age for selected profession - Register wide. Calculated Report date

Male
Female

01/09/2020



Volume



		20-24	25-29	30-34	35-39	40-44	45-49	50-54	55-59	60-64	65-69	70-74	75+	Total
SL	F	632	2,436	2,998	2,556	2,201	1,773	1,564	1,274	645	168	48	13	16,308
	M	16	76	108	88	67	70	49	40	20	8	2	0	544
	Total	648	2,512	3,106	2,644	2,268	1,843	1,613	1,314	665	176	50	13	16,852
Total		648	2,512	3,106	2,644	2,268	1,843	1,613	1,314	665	176	50	13	16,852