

Fitness to Practise – Kelly Johnson

Decisions

Struck Off

Alethea Foster, chiropodist/podiatrist - conviction for grievous bodily harm

Christopher Walsh, radiographer – failure to respond to request to perform x-rays, self –administered drugs whilst on duty, failed to adhere to health and safety policies

David Fleming, paramedic – administered Entonox whilst on duty

Derek Dredge, paramedic – conviction for possession and making of indecent images

Gavin Hall, radiographer –conviction for murder

Janice Rhodes, paramedic – failure to treat a patient

Steven Driver, paramedic – attended work under the influence of alcohol

Wai-Ling Wong, biomedical scientist – issued incompatible blood and attempted to destroy evidence of doing so

Suspension

Duncan Nixon, operating department practitioner – convictions for theft of property and false accounting

Justin Corden Bowen, operating department practitioner – health

Niall Salmon, occupational therapist – accessed websites of a sexually inappropriate nature in the workplace

Phillip Arkwright, paramedic – failure to provide patient care commensurate with training

Conditions of Practice

George Baldwin, chiropodist/podiatrist – failure to deal safely with the risks of infection

Caution

David Carradine, radiographer – two convictions for driving a motor vehicle with excess alcohol and one for common assault

Gary Deuchar, radiographer – inappropriate behaviour towards members of staff

Paul Fryer, paramedic – misuse of controlled drugs

Sarah Rees, occupational therapist – conviction for the possession of a Class A controlled drug

Not Well Found

4 cases were not well found

Part Heard/Adjourned

5 cases were adjourned/part heard

Referred to Health Committee

1 case was referred to the health committee

Preliminary Meetings

Two preliminary meetings took place

Review Hearings

Alan Gazely, paramedic – suspension
Andrew Longley, chiropodist/podiatrist
Benjamin Lloyd Jones, occupational therapist – conditions of practice
Christopher Caulkin, chiropodist/podiatrist
Douglas Sinclair, physiotherapist – suspension
Fadoyomi Alade, physiotherapist – suspension
Frank Attwater, physiotherapist – suspension
Gaynor McAllister, occupational therapist – suspension
Kenneth Wanless, paramedic – conditions of practice
Rabea Yousaf, biomedical scientist – struck off
Raymond Rushton, chiropodist/podiatrist – suspension
Russell Headridge, Prosthetist and Orthotist – suspension
Shirley Fogarty, occupational therapist, suspension

High Court Appeals

Christina Reyburn, speech and language therapist – registrant appeal
Stanley Muscat, radiographer – registrant appeal
David Tregellas, physiotherapist, CHRE appeal

Interim Orders

Interim Orders have been granted in the following cases:

Hirsch Derek Gale, arts therapist
Jeffrey Wild, paramedic

The following interim orders have been reviewed:

David Pratt
David Wright
John Haslam
Richard Fitch
Benjamin Lavender
Christopher Wall
Christopher Payne
Adrian Prydden

Investigating Committee

At the end of July there were 206 cases within the remit of the Committee. 86 Inquiries/allegations were received in June and July. Panels considered 45 cases.

Conduct and Competence Committee

At the end of July there were 138 cases within the remit of the Committee

Health Committee

At the end of July 4 cases were within the remit of the health committee

Review Hearings

At the end of July, 76 registrants were subject to suspension or conditions of practice orders

Hearing Arrangements

As at 13th August 2008 37 cases had been fixed for full hearing and 10 for review

Registration Appeals

12 appeals were received in June and July. At the end of July there were 42 open registration appeals

Health and Character

60 health and character declarations were received in June and July. At the end of July there were 49 open cases

Protection of Title

25 complaints about misuse of title were received in June and July. At the end of July there were 55 open cases.

Other information

The following meetings/events have taken place:

Kingsley Napley
Advocacy Skills Training
CHRE Harmonising Sanctions Working Group
NHS Counter Fraud and Security Management Service
PKF (Audit has also occurred)
Listening Event
Royal College of Speech and Language Therapists
Presentation Skills Training
Staffordshire Ambulance Service
Yellow Pages


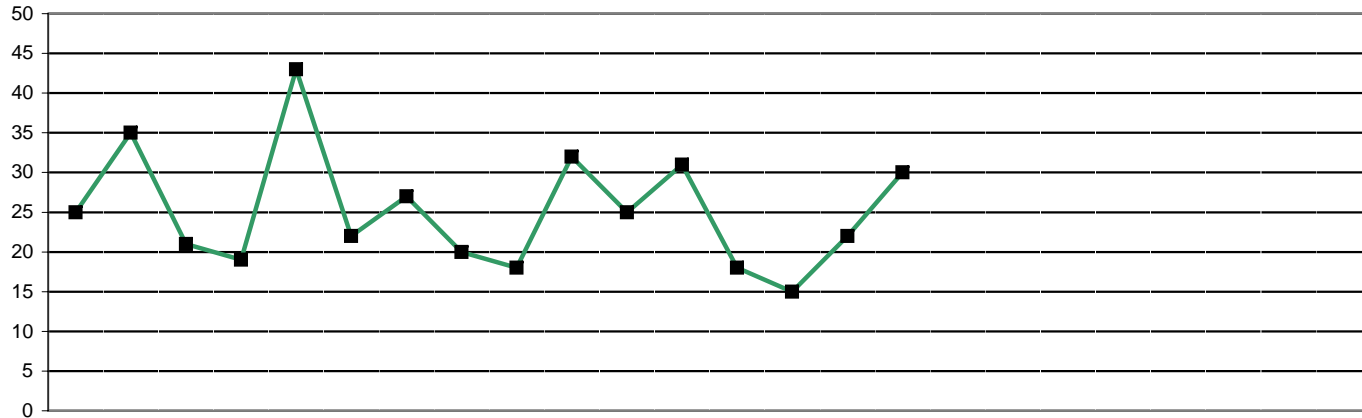
Resources

Hannah Essex, Dominic Williams and Simon Thompson have joined the department as case managers. Gurjinderjit Hayer joins the department as a case officer on 17th September 2007.

Date	Ver.	Dept/Cmte	Doc Type	Title	Status	Int. Aud.
2007-06-01	b	INF	CER	template individual CEO reports	Final DD: None	Internal RD: None

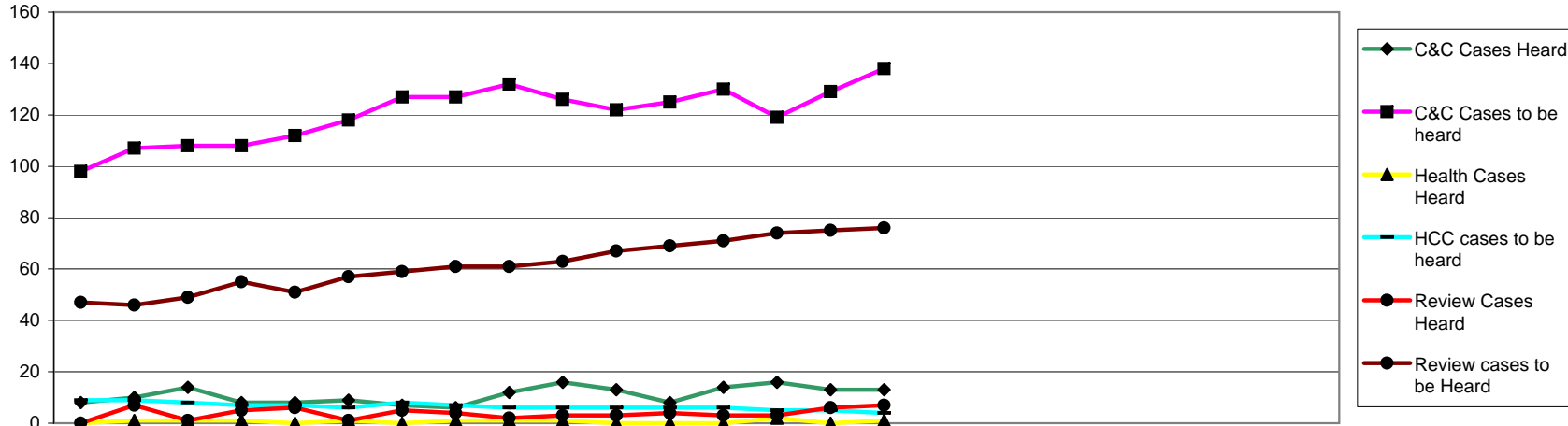
Management Reporting Information to Fitness to Practise Committees
Figures for 2007
Health Professions Council

Fitness to Practise	Allegations and Enquiries	8a	
	Allegations - Health and Conduct and Competence Panel Hearings	8b	
	Source and Type of Allegation		9
	Cases Pending - Investigating Panel & Health Panel		10
	Cases Pending - Conduct and Competence Panel & Review Hearing		11
	Hearings total cases considered		12
	Registration Appeals		13
	Protection of Title		14
	Health and Character Declarations		15



		2006			2007								2008															
		Apr	May	Jun	Jul	Aug	Sep	Oct	Nov	Dec	Jan	Feb	Mar	Apr	May	Jun	Jul	Aug	Sep	Oct	Nov	Dec	Jan	Feb	Mar			
source of Inquiry	Total enquiries												5	12	11	23												
	Employer												4	1	7	12												
	Public												1	5	1	9												
	Police												0	0	0	0												
	Professional body												0	0	0	0												
	Registrant												0	3	1	2												
	Other												0	0	1	0												
	Article 22(6)/Anon	Not recorded in 2006/2007											0	4	1	0												
Source of Allegation	Total allegations	25	35	21	19	43	22	27	20	18	32	25	31	18	15	22	30											
	Employer	9	17	10	13	26	12	13	12	13	20	8	11	9	6	8	11											
	Public	8	7	6	3	5	8	7	4	3	8	8	10	3	1	10	6											
	Police	6	5	4	1	3	1	3	2	0	2	3	1	0	4	2	4											
	Professional body	0	0	0	0	0	0	0	0	0	0	1	0	0	0	0	0											
	Registrant	0	4	0	1	3	0	2	1	0	0	3	2	2	1	1	2											
	Other	0	0	0	0	0	0	0	0	1	2	0	4	1	0	0	1											
	Article 22(6)/Anon	2	4	1	0	6	1	2	1	1	0	2	3	3	3	1	6											
Allegation Type	Misconduct	14	25	14	16	33	16	19	14	15	29	6	27	16	11	17	23											
	Lack of competence	2	3	1	1	6	4	5	2	2	2	14	2	1	0	3	1											
	Conviction/caution	7	7	6	1	4	2	3	4	0	1	4	2	0	3	2	6											
	Health	0	0	0	0	0	0	0	0	0	0	1	0	1	0	0	0											
	Other regulator	0	0	0	0	0	0	0	0	0	0	0	0	0	0	0	0											
	Incorrect or fraudulent entry	1	0	0	1	0	0	0	0	0	1	0	0	0	1	0	0											

2004/5 FYE	2005/6 FYE	2006/7 FYE	2007/8 YTD
Not recorded			51
Not recorded			24
Not recorded			16
Not recorded			0
Not recorded			0
Not recorded			6
Not recorded			1
Not recorded			5
172	314	318	85
65	113	164	34
18	61	77	20
38	27	31	10
10	0	1	0
9	30	16	6
4	13	7	2
22	57	23	13
0	205	228	67
0	33	44	5
0	41	41	11
0	2	1	1
0	1	0	0
0	33	3	1



		2006		2007												2008				2004/5	2005/6	2006/7	2007/8							
		Apr	May	Jun	Jul	Aug	Sep	Oct	Nov	Dec	Jan	Feb	Mar	Apr	May	Jun	Jul	Aug	Sep	Oct	Nov	Dec	Jan	Feb	Mar	FYE	FYE	FYE	YTD	
Conduct & Competence Committee	Total Allegations /Enquiries	25	35	21	19	43	22	27	20	18	32	25	31	23	27	33	53									172	314	318	136	
	C&C Cases Heard	8	10	14	8	8	9	7	6	12	16	13	8	14	16	13	13										55	73	119	56
	Struck Off	1	3	4	5	3	1	0	1	2	2	3	1	1	2	3	3										13	11	26	9
	Suspended	1	1	2	1	2	3	2	0	3	2	2	0	4	3	2	1										13	19	19	10
	Conditions of Practice	1	0	1	0	0	0	1	0	0	0	0	2	2	1	1	0										11	5	5	4
	Caution	3	4	1	2	2	3	2	1	3	6	1	4	2	6	3	2										8	8	32	13
	No Further Action	2	1	1	0	0	0	0	0	1	1	0	0	1	0	2	0										3	4	6	3
	Adjourned	0	1	5	0	1	1	2	2	3	0	3	4	1	2	2	2										5	22	22	7
	Cancelled	Not available												3	5	0	3													11
	Referred to Health	0	0	0	0	0	0	0	0	0	0	0	0	0	0	0	0										2	1	0	0
	Not Found	Not available												2	2	0	2													
C&C Cases to be heard	98	107	108	108	112	118	127	127	132	126	122	125	130	119	129	138										59	59	59	516	
Health Committee	Health Cases Heard	0	1	1	1	0	1	0	1	1	1	0	0	0	2	0	1										9	8	7	3
	Suspended	0	0	0	0	0	0	0	1	1	0	0	0	0	2	0	1										5	2	2	3
	Conditions of Practice	0	0	0	0	0	0	0	0	0	1	0	0	0	0	0	0										1	3	1	0
	Caution	0	0	0	0	0	0	0	0	0	0	0	0	0	0	0	0										0	0	0	0
	No further action	0	1	0	0	0	0	0	0	0	0	0	0	0	0	0	0										2	0	1	0
	Not Found													0	0	0	0													0
	Adjourned													0	0	0	0													0
	Cancelled													0	0	0	0													0
	Referred to C&C	Not available												0	0	0	0													0
	HCC cases to be heard	9	9	8	7	7	6	8	7	6	6	6	6	6	5	5	4										7	7	7	20

Allegations - Review Hearings

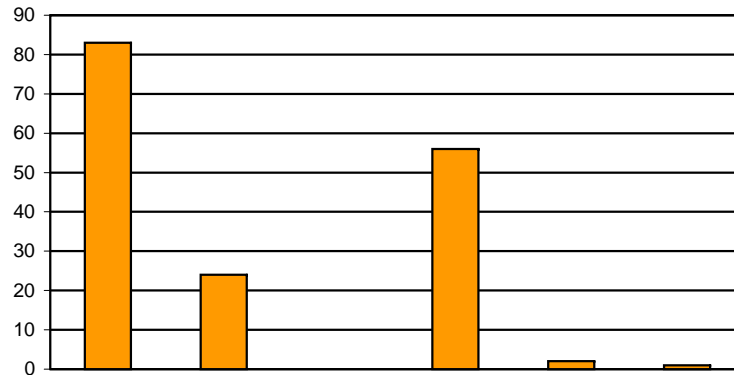
	2006			2007									2008									2004/5	2005/6	2006/7	2007/8					
	Apr	May	Jun	Jul	Aug	Sep	Oct	Nov	Dec	Jan	Feb	Mar	Apr	May	Jun	Jul	Aug	Sep	Oct	Nov	Dec	Jan	Feb	Mar	FYE	FYE	FYE	YTD		
Review Hearings	Review Cases Heard	0	7	1	5	6	1	5	4	2	3	3	4	3	3	6	7									n/a	n/a	41	19	
	Review cases to be Heard	47	46	49	55	51	57	59	61	61	63	67	69	71	74	75	76										n/a	n/a	69	76
	Struck Off													0	1	1	0										n/a	n/a	n/a	2
	Suspension continued													0	0	3	6										n/a	n/a	n/a	9
	CPO continued													0	0	1	1										n/a	n/a	n/a	2
	Suspension revoked													0	1	0	0										n/a	n/a	n/a	1
	Suspension revoked conditions imposed													0	0	0	0										n/a	n/a	n/a	0
	Conditions revoked													1	0	1	0										n/a	n/a	n/a	2
	Conditions revoked suspension imposed	Not available											1	1	0	0										n/a	n/a	n/a	2	

		Month of Panel																							
		2007												2008											
Allegation - ICP		Apr	May	Jun	Jul	Aug	Sep	Oct	Nov	Dec	Jan	Feb	Mar	Apr	May	Jun	Jul	Aug	Sep	Oct	Nov	Dec	Jan	Feb	Mar
Allegations awaiting ICP	0-10 weeks	64	64	45	60																				
	11-20 weeks	45	57	56	38																				
	21-30 weeks	31	24	39	41																				
	31-40 weeks	30	25	19	14																				
	41-50 weeks	15	19	23	21																				
	51-60 weeks	7	13	10	14																				
	61-70 weeks	4	4	3	6																				
	71-80 weeks	4	5	5	3																				
	Over 80 weeks	5	4	7	8																				
Allegation-ICP	0-10 weeks	4	0	0	2																				
	11-20 weeks	6	4	2	10																				
	21-30 weeks	5	8	4	9																				
	31-40 weeks	2	1	3	3																				
	41-50 weeks	3	2	3	4																				
	51-60 weeks	0	2	1	2																				
	61-70 weeks	1	0	2	0																				
	71-80 weeks	0	0	0	0																				
	Over 80 weeks	1	0	0	0																				

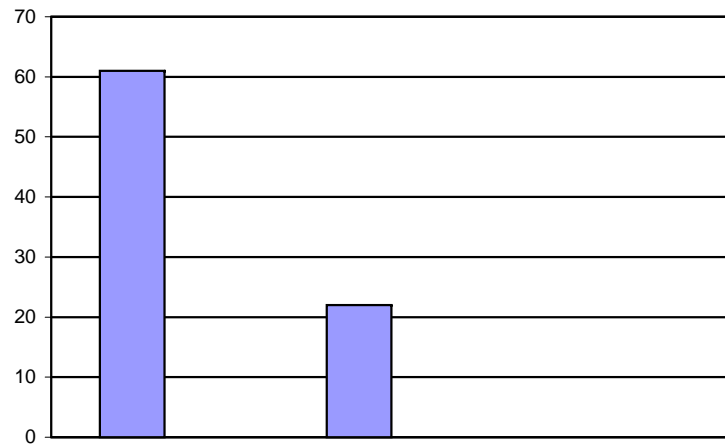
		2007				2008								2009											
		Apr	May	Jun	Jul	Aug	Sep	Oct	Nov	Dec	Jan	Feb	Mar	Apr	May	Jun	Jul	Aug	Sep	Oct	Nov	Dec	Jan	Feb	Mar
Cases awaiting final hearing	0-10 weeks	28	26	39	46																				
	11-20 weeks	20	28	14	20																				
	21-30 weeks	28	10	20	19																				
	31-40 weeks	19	29	27	9																				
	41-50 weeks	24	8	6	23																				
	51-60 weeks	7	5	6	5																				
	61-70 weeks	6	4	3	5																				
	71-80 weeks	9	5	7	3																				
	Over 80 weeks	10	9	8	11																				
ICP-Final Disposal	0-10 weeks	0	0	0	0																				
	11-20 weeks	0	0	0	0																				
	21-30 weeks	1	1	1	4																				
	31-40 weeks	4	5	2	2																				
	41-50 weeks	4	15	4	1																				
	51-60 weeks	2	6	0	1																				
	61-70 weeks	0	3	0	0																				
	71-80 weeks	0	2	1	0																				
	Over 80 weeks	2	2	3	1																				
Allegation-Final Disposal	0-10 weeks	0	0	0	0																				
	11-20 weeks	0	0	0	0																				
	21-30 weeks	0	0	0	0																				
	31-40 weeks	0	0	0	1																				
	41-50 weeks	0	2	0	1																				
	51-60 weeks	6	13	0	2																				
	61-70 weeks	2	1	5	0																				
	71-80 weeks	3	9	1	3																				
	Over 80 weeks	2	9	5	2																				

Health Professions Council

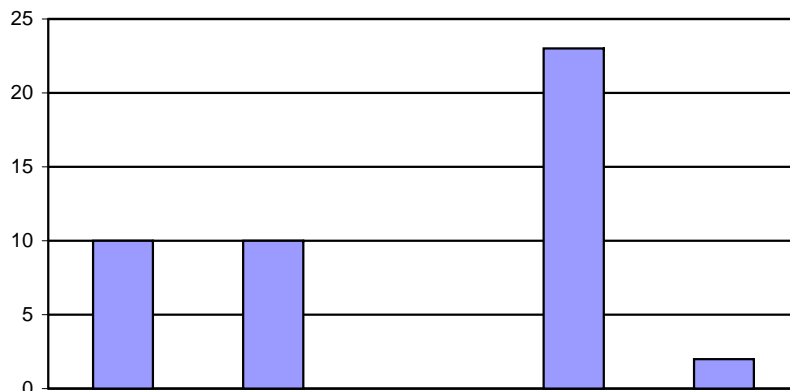
Investigating Panel Decisions by Profession April 2007 - March 2008, to date July 2007 Fitness to Practise



	Heard	No Case	FFI	CCC	HCC	ICC	2007/2008 YTD
Arts Therapists	2	2	0	0	0	0	0
Biomedical Scientists	3	0	0	3	0	0	3
Chiropodists & Podiatrists	6	4	0	1	0	1	3
Clinical Scientists	0	0	0	0	0	0	0
Dietitians	4	1	0	2	1	0	2
ODPs	8	1	0	7	0	0	3
Occupational Therapists	8	1	0	7	0	0	1
Orthoptists	1	1	0	0	0	0	0
Paramedics	15	6	0	9	0	0	8
Prosthetists & Orthotists	7	2	0	5	0	0	7
Physiotherapists	11	4	0	6	1	0	0
Radiographers	16	2	0	14	0	0	10
SLTs	2	0	0	2	0	0	1
Total	83	24	0	56	2	1	38



	Case to Answer	No Case to Answer	FFI	total
Police	1	4	0	5
Employer	43	3	0	46
22(6)	8	1	0	9
Professional	1	0	0	1
Public	5	13	0	18
Registrant	0	0	0	0
Other	3	1	0	4
Total 2006/7				
Total 2007/8	61	22	0	83



	Applications Considered	Applications Granted	Applications Rejected	Reviewed	Revoked
Arts Therapists	1	1	0	0	0
Biomedical Scientists	1	1	0	3	0
Chiropodists & Podiatrists	1	1	0	3	1
Clinical Scientists	0	0	0	2	0
Dietitians	0	0	0	0	0
ODPs	0	0	0	7	0
Occupational Therapists	0	0	0	0	0
Orthoptists	1	1	0	0	0
Paramedics	2	2	0	5	0
Prosthetists & Orthotists	1	1	0	0	0
Physiotherapists	1	1	0	0	0
Radiographers	2	2	0	3	1
SLTs	0	0	0	0	0
Total	10	10	0	23	2

Hearings held
2007/8 YTD
1
4
4
2
0
7
0
1
7
1
5
0
33

Health Professions Council

Total Investigating Panel decisions and referrals 2006-2008

Fitness to Practise Department

	2006			2007									2008									2005/6 FYE	2006/7 FYE	2007/8 YTD				
	Apr	May	Jun	Jul	Aug	Sep	Oct	Nov	Dec	Jan	Feb	Mar	Apr	May	Jun	Jul	Aug	Sep	Oct	Nov	Dec				Jan	Feb	Mar	
Cases heard	16	31	32	16	13	24	22	11	10	22	14	11	21	17	15	30										179	222	83
Referred to CCC (Reg representations)													10	8	6	11												35
Referred to CCC (Rep representations)													1	0	1	9												11
Referred to CCC (No representations)													3	5	3	1												12
Referred to HC (Reg representations)													0	0	1	0												1
Referred to HC (Rep representations)													0	0	1	0												1
Referred to HC (No representations)													0	0	0	0												0
Referred to IC (Reg representations)													0	0	0	1												1
Referred to IC (Rep representations)													0	0	0	0												0
Referred to IC (No representations)													0	0	0	0												0
Total cases referred	8	21	25	9	8	17	14	5	6	15	9	5	14	13	11	21										82	142	59
Not referred (Reg representations)													5	2	3	5												15
Not referred (Rep representations)													0	0	1	0												1
Not referred (No representations)													2	2	0	4												8
Total cases not referred	8	10	5	5	5	7	8	4	4	7	5	5	7	4	4	9	0	0	0	0	0	0	0	0	0	0	73	24
Further Information	0	0	2	2	0	0	0	2	0	0	0	1	0	0	0	0											7	0

Health Professions Council

Sanctions after final hearings, to date July 2007

Fitness to Practise Department

	Final Hearings											Review Hearings							Total	
	S/O	S	COP	C	NFA	NF	NR	Adj/PH	REM	CR	RES	REV	S/O	S Cont	S Rev	S COP	COP Rev	COP SUS		Adj
Profession																				
Arts Therapists	0	0	0	0	0	0	0	0	0	0	0	0	0	0	0	0	0	0	0	0
Biomedical Scientists	1	2	0	1	0	0	0	1	0	0	0	0	0	0	1	0	0	1	0	7
Chiropodists & Podiatrists	0	0	1	1	0	2	0	1	0	0	0	0	0	0	0	0	0	0	0	5
Clinical Scientists	0	0	0	0	0	0	0	0	0	0	0	0	0	0	0	0	0	0	0	0
Dietitians	0	0	0	0	0	0	0	0	0	0	0	0	0	0	0	0	0	0	0	0
ODPs	1	1	0	0	0	1	0	0	0	0	0	0	0	0	0	0	0	0	0	3
Occupational Therapists	0	4	0	1	0	2	0	4	0	0	0	0	0	0	0	0	0	0	0	11
Orthoptists	0	0	0	0	0	0	0	0	0	0	0	0	0	0	0	0	0	0	0	0
Paramedics	5	3	2	6	2	1	0	1	0	0	0	0	0	0	0	0	1	0	0	21
Prosthetists & Orthotists	0	0	0	0	0	0	0	0	0	0	0	0	0	0	0	0	0	0	0	0
Physiotherapists	0	2	0	0	20	1	0	0	0	0	0	0	0	0	0	0	0	0	0	23
Radiographers	2	1	0	6	0	0	0	0	0	0	0	0	1	0	0	0	0	0	0	10
SLTs	0	0	0	0	0	0	0	1	0	0	0	0	0	0	0	0	0	0	1	2
Total 2007/2008 YTD	9	13	3	15	22	7	0	8	0	0	0	5	1	0	1	0	1	1	1	82
Total 2006/2007 FYE	24	19	5	25	6	15	1	14	2	2	0	16	Not available							129
Total 2005/2006 FYE	9	20	6	9	3	1	6	28	3	3	0	26	Not available							114

Key

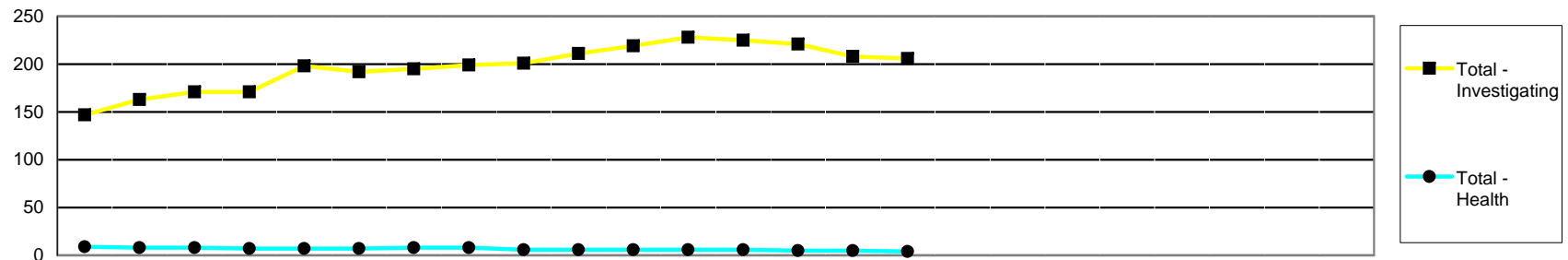
Struck off	S/O
Suspended	S
Condition of practice	COP
Caution	C
No further action	NFA
Not found	NF
Adjourned	Adj
Case referred to Health	CR
Restored	Res
Review	Rev

	Source of Allegation/Enquiry						2007/8 Total Allegations
	Employer	Public	Police	Article 22(6)/ anon	Professional Body	Other	
Arts Therapists	0	7	0	0	0	0	7
Biomedical Scientists	4	0	1	1	0	2	8
Chiropodists & Podiatrists	3	4	0	0	0	3	10
Clinical Scientists	1	0	0	0	0	0	1
Dietitians	2	0	1	1	0	2	6
ODPs	3	1	2	1	0	0	7
Occupational Therapists	7	1	1	1	0	2	12
Orthoptists	0	0	1	0	0	1	2
Paramedics	11	3	0	10	0	2	26
Prosthetists & Orthotists	0	2	0	0	0	0	2
Physiotherapists	9	7	3	2	0	1	22
Radiographers	3	0	2	2	0	1	8
SLTs	3	2	0	0	0	1	6
Total	46	27	11	18	0	15	117

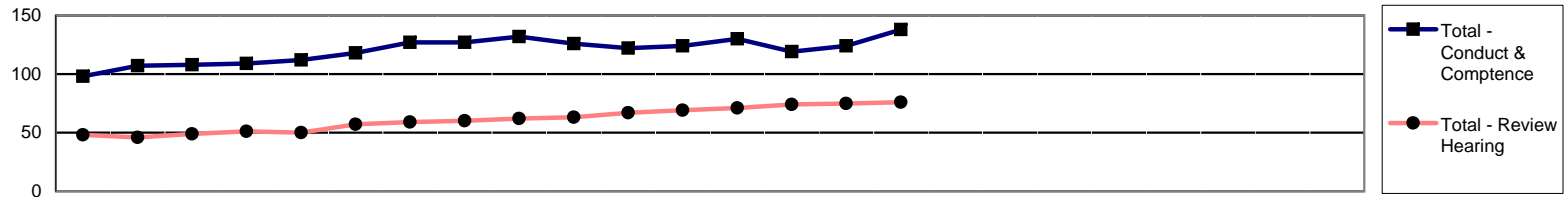
	Registration							Country					Gender	
	UK	Int	GPA	GPB	Other	Unknown	E	W	S	NI	Other	Male	Female	
Arts Therapists	7	0	0	0	0	0	7	0	0	0	0	7	0	
Biomedical Scientists	7	1	0	0	0	0	6	0	1	0	1	2	6	
Chiropodists & Podiatrists	9	0	0	1	0	0	7	1	1	1	0	4	6	
Clinical Scientists	1	0	0	0	0	0	1	0	0	0	0	1	0	
Dietitians	6	0	0	0	0	0	5	0	1	0	0	0	6	
ODPs	7	0	0	0	0	0	7	0	0	0	0	6	1	
Occupational Therapists	8	4	0	0	0	0	7	0	1	1	3	3	9	
Orthoptists	1	0	0	0	0	0	1	0	0	0	0	0	1	
Paramedics	25	0	1	0	0	0	24	1	0	1	0	12	7	
Prosthetists & Orthotists	2	0	0	0	0	0	1	1	0	0	0	1	1	
Physiotherapists	19	2	1	0	0	0	20	0	1	0	1	8	9	
Radiographers	5	3	0	0	0	0	4	1	0	0	3	3	3	
SLTs	4	1	0	0	0	0	4	0	0	0	1	0	3	
Total	101	11	2	1	0	0	94	4	5	3	9	47	52	

Key


International	Int
Grandparenting route a	GPA
Grandparenting route b	GPB
England	E
Wales	W
Scotland	S
Northern Ireland	NI



	2006			2007									2008									2005/6	2006/7	2007/8				
	Apr	May	Jun	Jul	Aug	Sep	Oct	Nov	Dec	Jan	Feb	Mar	Apr	May	Jun	Jul	Aug	Sep	Oct	Nov	Dec	Jan	Feb	Mar	FYE	FYE	YTD	
Investigating Panel																												
Arts Therapists	2	3	4	4	4	4	6	5	5	6	4	3	3	4	8	9									2	3	9	
Biomedical Scientists	6	6	6	8	9	8	8	8	10	13	13	10	10	12	10	13									5	10	13	
Chiropodists & Podiatrists	25	26	25	19	20	20	22	22	21	22	26	26	27	27	26	24									24	26	24	
Clinical Scientists	3	3	2	3	4	4	4	4	4	4	4	4	4	3	3	3									3	4	3	
Dietitians	2	2	2	2	2	2	3	4	3	4	5	3	7	3	4	5									1	3	5	
ODPs	13	12	13	14	16	16	16	16	14	16	15	15	15	14	15	12									14	15	12	
Occupational Therapists	18	18	19	19	21	22	22	22	20	19	19	19	22	24	21	21									14	19	21	
Orthoptists	0	0	0	0	0	0	0	0	1	1	1	1	2	2	2	1									0	1	1	
Paramedics	21	24	25	30	45	41	42	43	43	43	44	47	47	52	45	45									19	47	45	
Prosthetists & Orthotists	2	0	0	0	0	0	0	0	0	0	1	3	3	3	3	5									2	3	5	
Physiotherapists	46	49	49	45	49	46	43	42	44	47	49	55	50	39	36	36									50	55	36	
Radiographers	6	13	19	21	21	21	21	24	27	25	28	32	25	28	25	20									18	32	20	
SLTs	3	7	7	6	7	8	8	9	9	11	10	10	10	10	10	12									6	10	12	
Total - Investigating	147	163	171	171	198	192	195	199	201	211	219	228	225	221	208	206									158	228	206	
Health Panel																												
Arts Therapists	0	0	0	0	0	0	0	0	0	0	0	0	0	0	0	0									0	0	0	
Biomedical Scientists	2	2	2	1	1	0	0	0	0	0	1	1	1	0	0	0									2	1	0	
Chiropodists & Podiatrists	0	0	0	0	0	0	0	0	0	0	0	0	0	0	0	0									0	0	0	
Clinical Scientists	0	0	0	0	0	0	0	0	0	0	0	0	0	0	0	0									0	0	0	
Dietitians	0	0	0	0	0	0	0	0	0	0	0	0	0	0	0	0									0	0	0	
ODPs	1	1	1	1	1	1	2	2	2	2	2	2	2	2	2	1									1	2	1	
Occupational Therapists	3	3	3	3	3	3	3	3	3	3	2	2	2	2	1	1									2	2	1	
Orthoptists	0	0	0	0	0	0	0	0	0	0	0	0	0	0	0	0									0	0	0	
Paramedics	0	0	0	0	0	1	1	1	1	1	1	1	1	1	1	1									0	1	1	
Prosthetists & Orthotists	0	0	0	0	0	0	0	0	0	0	0	0	0	0	0	0									0	0	0	
Physiotherapists	2	2	2	2	2	2	2	2	0	0	0	0	0	0	1	1									2	0	1	
Radiographers	1	0	0	0	0	0	0	0	0	0	0	0	0	0	0	0									1	0	0	
SLTs	0	0	0	0	0	0	0	0	0	0	0	0	0	0	0	0									0	0	0	
Total - Health	9	8	8	7	7	7	8	8	6	6	6	6	6	5	5	4									8	6	4	

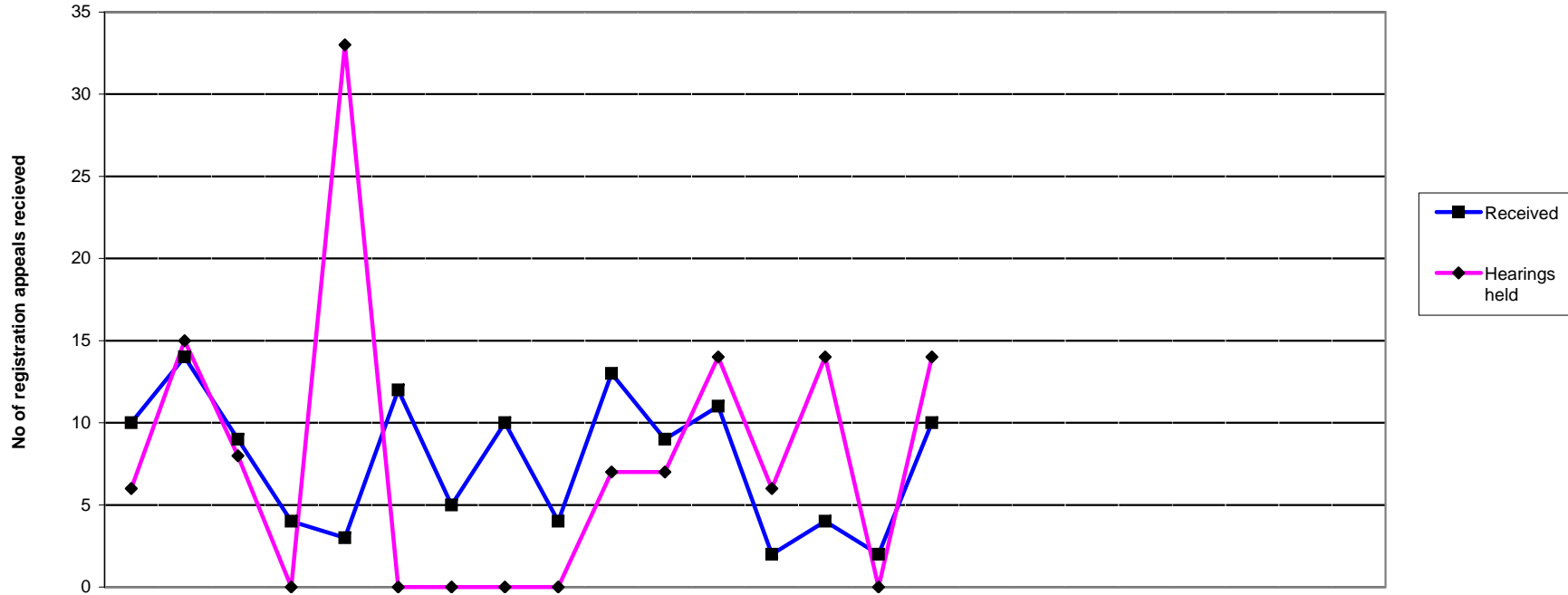


	2006			2007									2008									2005/6 FYE	2006/7 FYE	2007/8 YTD						
	Apr	May	Jun	Jul	Aug	Sep	Oct	Nov	Dec	Jan	Feb	Mar	Apr	May	Jun	Jul	Aug	Sep	Oct	Nov	Dec				Jan	Feb	Mar			
Conduct & Competence Panel																														
Arts Therapists	0	0	0	0	0	0	0	0	0	0	0	0	0	1	1	1	1	1	1	1	1	1	1	1	1	1	0	1	1	
Biomedical Scientists	5	6	7	7	8	11	10	11	11	11	11	9	9	9	9	9	9	9	9	9	9	9	9	9	9	9	7	9	9	
Chiropodists & Podiatrists	12	12	10	12	13	12	14	13	13	12	11	12	11	11	10	9	11	11	10	9	11	11	10	9	11	11	10	9	9	
Clinical Scientists	1	1	1	1	1	1	1	0	0	0	0	0	0	0	0	1	1	0	1	1	0	0	1	1	0	0	0	1	1	
Dietitians	2	2	2	2	2	2	1	1	1	1	1	1	1	1	2	3	4	2	3	4	1	2	3	4	1	2	3	4	4	
ODPs	8	13	10	10	10	10	9	8	10	7	9	9	9	7	9	13	9	7	9	13	9	7	9	13	9	7	9	13	13	
Occupational Therapists	13	12	15	17	17	19	20	20	21	22	19	19	17	14	16	20	17	14	16	20	17	14	16	20	17	14	16	20	20	
Orthoptists	0	0	0	0	0	0	0	0	0	0	0	0	0	0	0	0	0	0	0	0	0	0	0	0	0	0	0	0	0	
Paramedics	28	29	31	28	28	28	33	34	36	37	38	40	39	34	29	31	39	34	29	31	39	34	29	31	39	34	29	31	31	
Prosthetists & Orthotists	4	4	3	3	3	3	3	2	2	2	2	0	0	0	0	0	0	0	0	0	0	0	0	0	0	0	0	0	0	
Physiotherapists	16	17	18	19	19	20	22	22	21	18	15	16	22	17	21	24	22	17	21	24	22	17	21	24	22	17	21	24	24	
Radiographers	4	5	5	5	6	7	8	10	11	12	14	14	17	20	20	21	17	20	20	21	17	20	20	21	17	20	20	21	21	
SLTs	5	6	6	5	5	5	6	6	6	4	3	3	4	4	5	5	4	4	5	5	4	4	5	5	4	4	5	5	5	
Total - Conduct & Competence	98	107	108	109	112	118	127	127	132	126	122	124	130	119	124	138	130	119	124	138	130	119	124	138	130	119	124	138	138	
Review Hearing																														
Arts Therapists	0	0	0	0	0	0	0	0	0	0	0	0	0	0	0	0	0	0	0	0	0	0	0	0	0	0	0	0	0	0
Biomedical Scientists	6	6	6	6	5	5	6	6	6	6	6	6	6	6	7	7	6	6	7	7	6	6	7	7	6	6	7	7	7	
Chiropodists & Podiatrists	3	2	2	3	3	4	4	4	4	5	5	5	5	5	6	6	5	5	6	6	5	5	6	6	5	5	6	6	6	
Clinical Scientists	1	1	1	1	1	1	1	2	2	2	2	2	2	2	2	2	2	2	2	2	2	2	2	2	2	2	2	2	2	
Dietitians	3	3	3	3	3	3	4	4	4	4	4	4	4	4	3	3	4	4	3	3	4	4	3	3	4	4	3	3	3	
ODPs	1	1	2	3	3	4	3	3	2	2	2	2	2	2	2	3	2	2	2	3	2	2	2	3	2	2	2	3	3	
Occupational Therapists	5	5	5	5	5	7	7	7	7	7	10	10	11	12	13	14	11	12	13	14	11	12	13	14	11	12	13	14	14	
Orthoptists	0	0	0	0	0	0	0	0	0	0	0	0	0	0	0	0	0	0	0	0	0	0	0	0	0	0	0	0	0	
Paramedics	5	5	6	7	6	6	6	6	6	7	8	9	11	12	12	12	11	12	12	12	11	12	12	12	11	12	12	12	12	
Prosthetists & Orthotists	0	0	1	1	1	1	1	1	1	1	1	1	1	1	1	1	1	1	1	1	1	1	1	1	1	1	1	1	1	
Physiotherapists	18	18	18	17	18	21	22	22	24	23	23	23	22	24	23	23	22	24	23	23	22	24	23	23	22	24	23	23	23	
Radiographers	3	2	2	2	2	2	2	2	2	2	2	3	3	2	2	2	3	2	2	2	3	2	2	2	3	2	2	2	2	
SLTs	3	3	3	3	3	3	3	3	4	4	4	4	4	4	4	3	4	4	4	3	4	4	4	3	4	4	4	3	3	
Total - Review Hearing	48	46	49	51	50	57	59	60	62	63	67	69	71	74	75	76	71	74	75	76	71	74	75	76	71	74	75	76	76	



	2007				2008									2009									2007/8					
	Apr	May	Jun	Jul	Aug	Sep	Oct	Nov	Dec	Jan	Feb	Mar	Apr	May	Jun	Jul	Aug	Sep	Oct	Nov	Dec	Jan	Feb	Mar	YTD			
Public Panels																												
Investigating (case to answer panels)	21	17	15	30																			83					
Investigating (incorrect entry)	1	18	0	0																			19					
Conduct & Competence	14	16	13	13																			56					
Health	0	2	0	1																			3					
Review cases	3	3	6	7																			19					
Interim Order (application)	4	2	3	1																			10					
Interim Order (review)	7	5	2	11																			25					
Total Public Panels	29	46	24	33																			132					
Total Panels	50	63	39	63																			215					

This table displays how many cases were considered by each type of panel



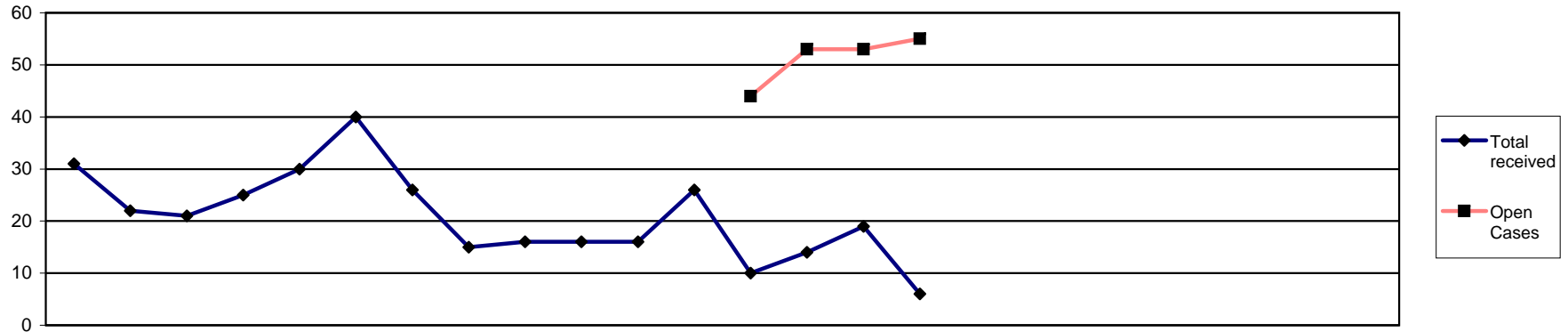
	2006			2007									2008												
	Apr	May	Jun	Jul	Aug	Sep	Oct	Nov	Dec	Jan	Feb	Mar	Apr	May	Jun	Jul	Aug	Sep	Oct	Nov	Dec	Jan	Feb	Mar	
Received	10	14	9	4	3	12	5	10	4	13	9	11	2	4	2	10									
Reviewed	6	15	8	0	33	0	0	0	0	7	7	14	6	14	0	14									
Hearings held	6	15	8	0	33	0	0	0	0	7	7	14	6	14	0	14									
Adjourned/postponed	1	0	2	0	8	0	0	0	0	1	1	7	1	0	0	1									
Withdrawn	0	0	0	0	0	10	3	0	0	0	2	1	1	0	0	0									
Allowed	0	10	2	0	10	0	0	0	0	5	4	2	2	9	0	7									
Dismissed	5	3	3	0	12	0	0	0	0	1	2	3	1	4	0	6									
Remit to ETC	0	2	1	0	2	0	0	0	0	0	0	1	2	1	0	0									
Current active cases	48	47	51	55	33	35	37	47	51	58	59	62	55	48	50	42									

2004/5	2005/6	2006/7	2007/8
FYE	FYE	FYE	YTD
460	91	104	18
311	266	90	34
239	266	90	34
12	19	20	2
91	13	16	1
119	128	33	18
71	88	29	11
37	31	6	3

Health Professions Council

Protection of Title April 2006 - March 2008

Fitness to Practise Department



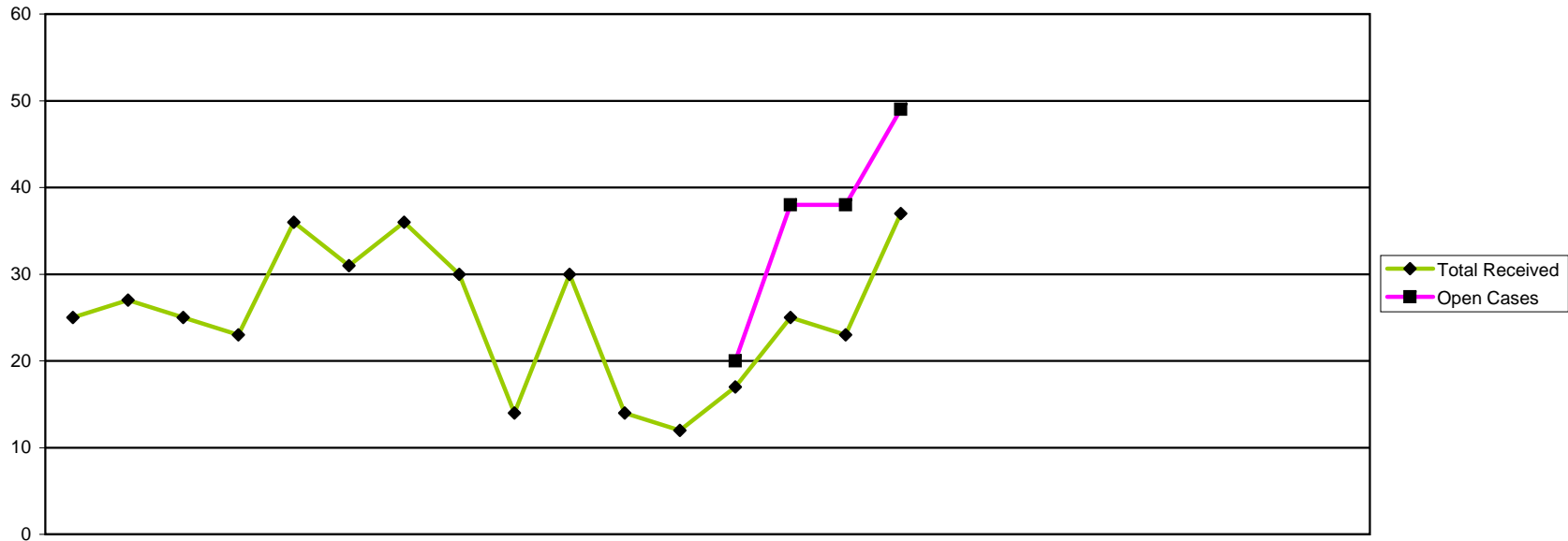
	2006			2007									2008												
	Apr	May	Jun	Jul	Aug	Sep	Oct	Nov	Dec	Jan	Feb	Mar	Apr	May	Jun	Jul	Aug	Sep	Oct	Nov	Dec	Jan	Feb	Mar	
Public	2	3	0	4	3	1	1	3	3	0	0	1	2	1	3	0									
Police	4	3	4	1	5	3	3	8	1	4	1	1	2	2	2	0									
HPC	2	0	0	1	0	2	0	1	0	1	2	1	1	1	0	0									
Anonymous	3	5	2	6	13	18	7	2	9	2	5	6	3	3	5	3									
Professional	20	11	15	13	9	16	15	1	3	9	8	17	2	7	9	3									
Total received	31	22	21	25	30	40	26	15	16	16	16	26	10	14	19	6									
Open Cases													44	53	53	55									

2005/6 FYE	2006/7 FYE	2007/8 YTD
53	21	6
31	38	6
10	10	2
50	78	14
225	137	21
369	284	49
		55

Health Professions Council

	2005									2006			2005/2006
	April	May	June	Jul	Aug	Sept	Oct	Nov	Dec	Jan	Feb	Mar	YTD
Public			5	2	3	20	2	5	3	3	6	4	53
Police			4	2	4	3	2	5	1	0	5	5	31
HPC			0	1	1	5	0	2	0	0	1	0	10
Anonymous			1	4	9	8	4	8	6	4	5	1	50
Professional			3	3	34	46	41	15	18	18	29	18	225
Total			10	9	17	36	8	20	10	7	17	28	144

Figures Collected from June 2005



		2006			2007								2008								2005/6	2006/7	2007/8										
		Apr	May	Jun	Jul	Aug	Sep	Oct	Nov	Dec	Jan	Feb	Mar	Apr	May	Jun	Jul	Aug	Sep	Oct	Nov	Dec	Jan	Feb	Mar	FYE	FYE	YTD					
Received	Renewal	5	2	6	2	0	0	4	6	2	0	0	0	0	0	9	7																
	Readmission	4	4	4	6	2	2	3	1	4	9	1	0	6	2	0	0																
	Admission	6	9	5	12	29	23	23	12	7	10	6	8	4	3	6	22																
	Self Referral	10	12	10	3	5	6	6	11	1	11	7	4	7	20	8	8																
	Total Received	25	27	25	23	36	31	36	30	14	30	14	12	17	25	23	37																
Considered	Considered													7	8	9	21																
	Referred to FTP													3	0	2	6																
	Admission rejected													0	0	0	0																
	readmission rejected													0	1	1	0																
	Renewal Rejected													0	0	0	0																
	Not Referred to FTP													0	1	0	2																
	Admission accepted													3	4	6	13																
	Readmission accepted													1	2	0	0																
	Renewal accepted													0	0	0	0																
	Open Cases														20	38	38	49															

Health Professions Council

Health and Character Declarations

	2005									2006			2005-2006
	April	May	June	Jul	Aug	Sept	Oct	Nov	Dec	Jan	Feb	Mar	YTD
Renewal	–	0	0	5	3	0	10	2	3	8	5		36
Readmission	–	0	3	1	2	6	8	8	1	4	0		33
Admission	–	0	12	10	32	15	16	34	9	20	17		165
Total	–	0	15	16	37	21	34	44	13	32	22		234
Not on Register	–	1	0	0	1	3	1	0	0	0	0		6
Self Referral	–	1	6	3	3	6	6	9	7	5	8		54
Total	–	2	6	3	4	9	7	9	7	5	8		60
Overall Total	–	2	21	19	41	30	41	62	20	42	38		354