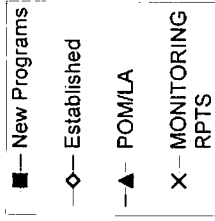
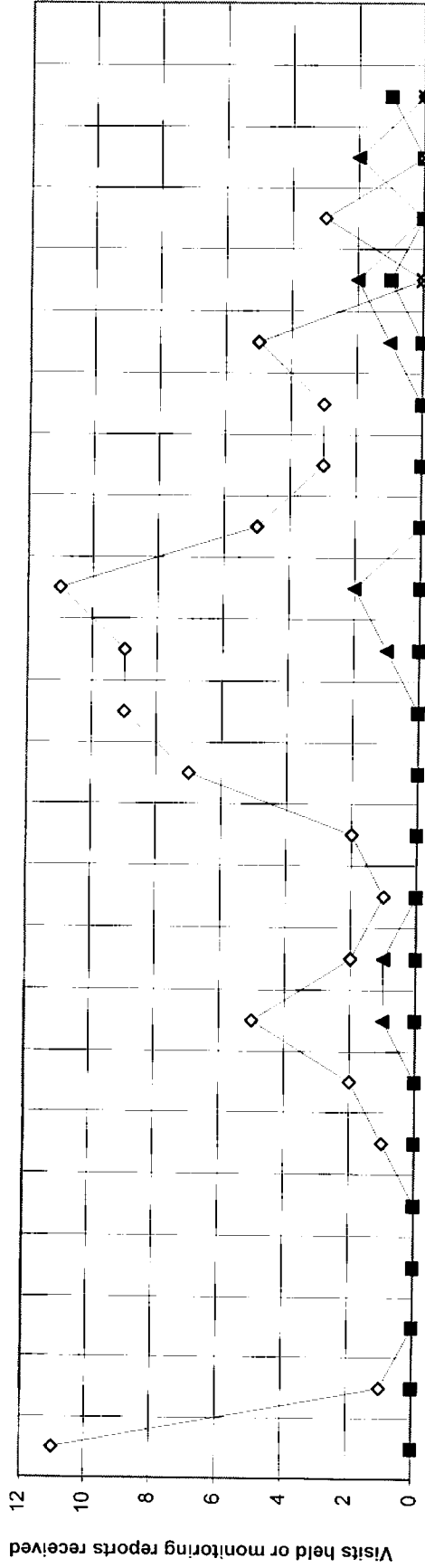


	2004												2005												2006		
	Apr	May	Jun	Jul	Aug	Sep	Oct	Nov	Dec	Jan	Feb	Mar	Apr	May	Jun	Jul	Aug	Sep	Oct	Nov	Dec	Jan	Feb	Mar			
Application process	3	9	5	6	5	4	2	2	8	6	6	2	1	3	3	6	8	2	4	1	3	4	5	0	0		
Registration process	4	8	7	20	4	3	1	3	7	7	3	3	5	3	5	9	16	17	12	42	14	18	14	0			
External comms	3	7	6	4	4	1	1	2	1	1	2	1	3	4	4	1	1	0	1	0	4	3	3	0			
Responsiveness	5	6	4	7	4	5	1	0	1	0	0	0	1	0	0	0	1	3	0	0	0	0	0	0			
Partner management	1	0	1	1	0	1	0	1	0	1	0	0	0	0	0	0	0	0	0	0	0	0	0	0			
Rules/Legislation	8	5	8	9	3	6	1	0	0	1	2	1	3	2	5	2	2	0	0	0	0	0	0	1			
Other	2	3	5	2	2	2	2	1	0	0	0	0	1	1	0	0	1	0	1	1	0	1	2	0			
TOTAL COMPLAINTS	26	38	36	49	22	22	6	9	17	16	13	7	14	13	20	20	23	24	15	46	22	27	20	0			
Positive Feedback	2	3	4	5	6	7	8	9	10	11	12	13	14	15	16	17	18	19	20	21	22	0	0	25			

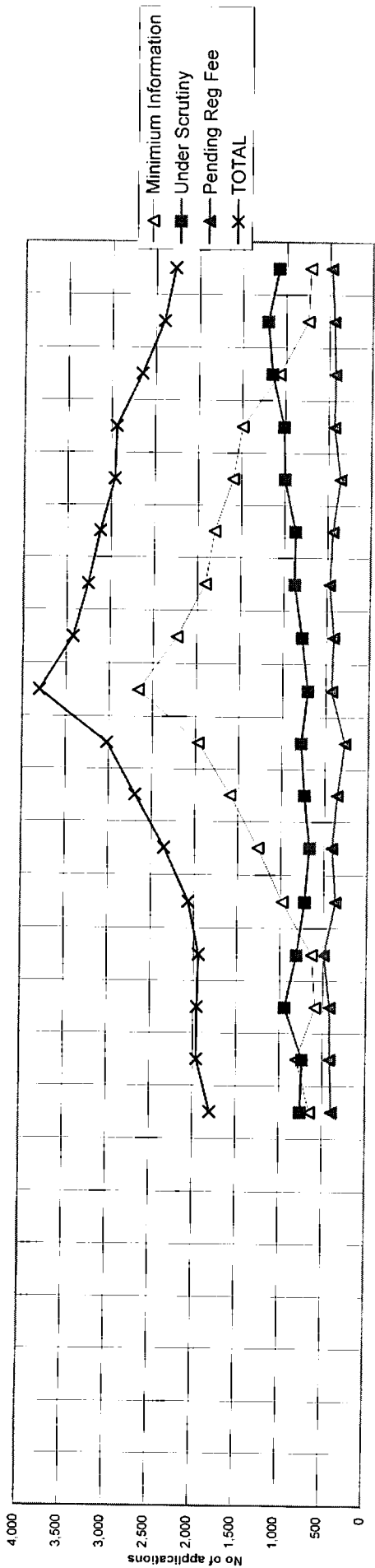
NOTE : 2003/4 FYE information only available from January 2004 to March 20004

2003/4 FYE	2004/5 FYE	2005/6 YTD
19	58	37
24	70	155
7	33	24
21	33	5
3	6	0
32	44	16
5	17	7
111	261	244



APPROVAL VISITS	2004												2005												2006		
	Apr	May	Jun	Jul	Aug	Sep	Oct	Nov	Dec	Jan	Feb	Mar	Apr	May	Jun	Jul	Aug	Sep	Oct	Nov	Dec	Jan	Feb	Mar			
New Programs	0	0	0	0	0	0	0	0	0	0	0	0	0	0	0	0	0	0	0	1	0	0	0	0	1		
Established	11	1	0	0	0	1	2	5	2	1	2	7	9	9	11	5	3	3	5	0	3	0	0	0	0	48	
POM/LA	0	0	0	0	0	0	0	1	1	0	0	0	0	1	2	0	0	0	1	2	0	2	0	0	0	8	
MONITORING RPTS	-	-	-	-	-	-	-	-	-	-	-	-	-	-	-	-	-	-	-	-	-	-	-	0	0	0	
TOTAL	11	1	0	0	0	1	2	6	3	1	2	7	9	10	13	5	3	3	6	3	3	2	1	22	34	58	

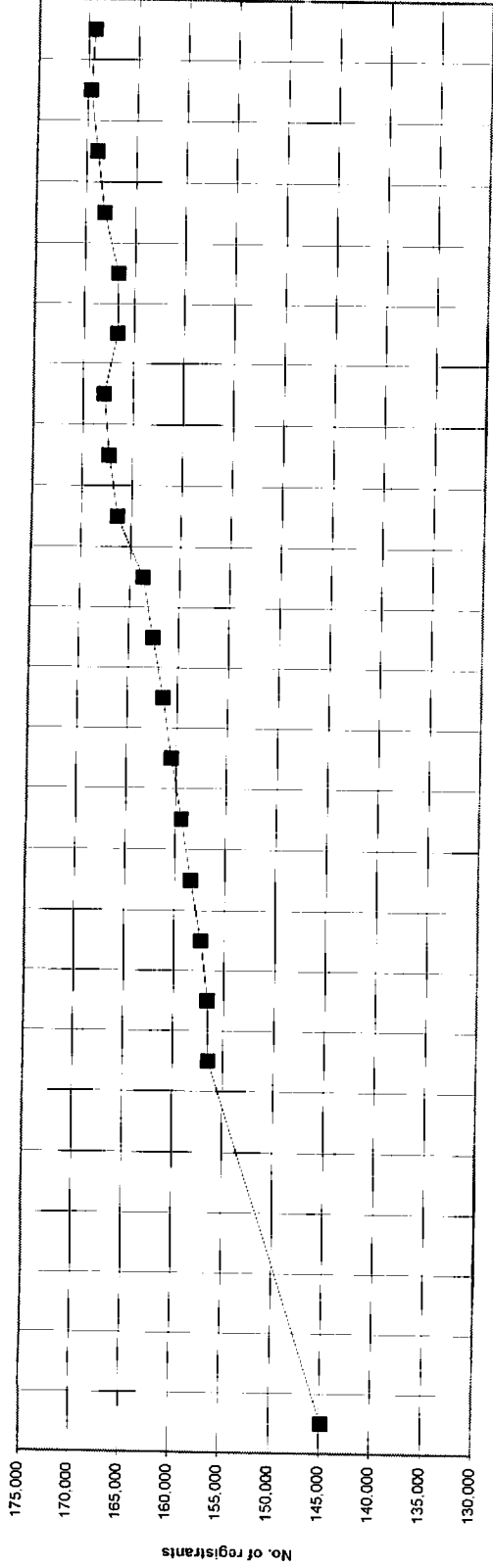
2003/4	2004/5	2005/6
FYE	FYE	YTD
0	0	0
0	0	2
20	32	48
2	2	8
0	0	0
22	34	58



2003/4	2004/5	2005/6
FYE	FYE	YTD
-	3,659	19,060
-	3,969	10,903
-	2,089	4,933
0	9,717	34,896

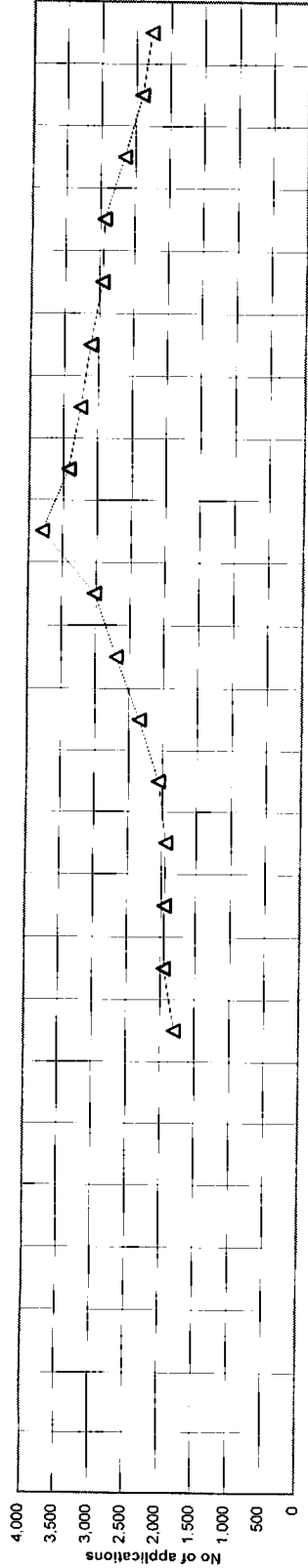
	2004												2005												2006											
	April	May	June	July	Aug	Sept	Oct	Nov	Dec	Jan	Feb	Mar	April	May	June	July	Aug	Sept	Oct	Nov	Dec	Jan	Feb	Mar												
Minimum Information	649	803								591	637	979	1,269	1,595	1,566	2,662	2,224	1,907	1,805	1,598	1,496	1,072	747	719												
Under Scrutiny	756	737								944	810	722	673	740	782	709	784	878	874	1,000	1,013	1,153	1,213	1,084												
Pending Reg Fee	394	415								422	494	364	409	357	273	433	416	470	440	358	430	429	443	475												
TOTAL	1,799	1,955								1,957	1,941	2,085	2,351	2,692	3,021	3,804	3,424	3,255	3,119	2,956	2,939	2,654	2,403	2,278												

NOTE: Information covers international and grandparenting applications status progress only
Represents the current work load within the International & Grandparenting Department



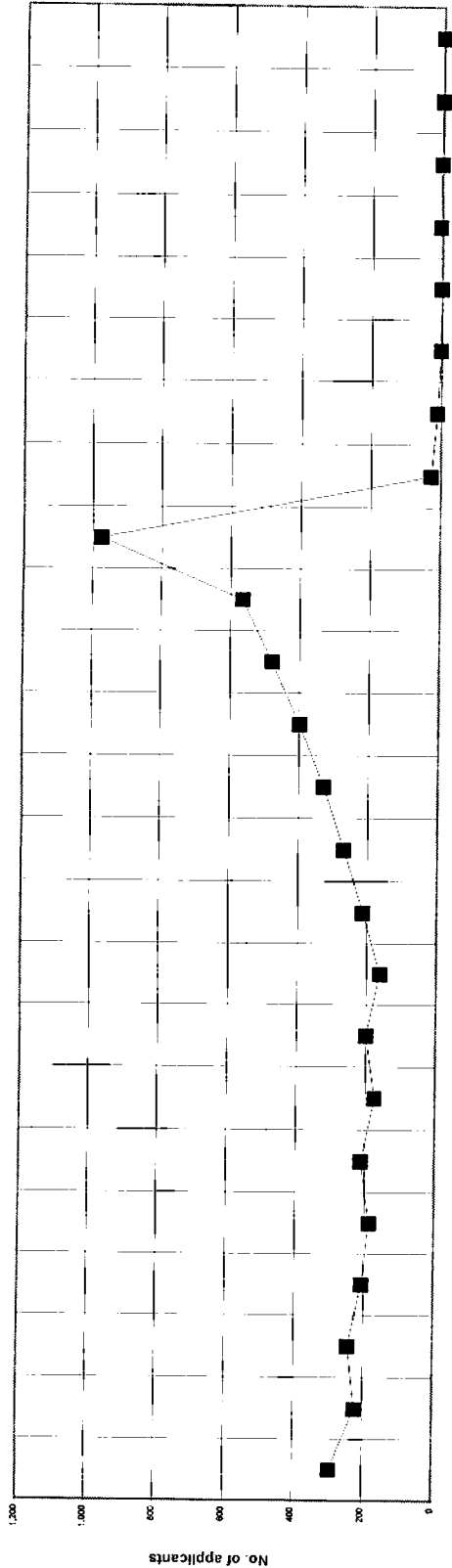
	2004												2005												2006												2003/4	2004/5	2005/6
	Apr	May	Jun	Jul	Aug	Sep	Oct	Nov	Dec	Jan	Feb	Mar	Apr	May	Jun	Jul	Aug	Sep	Oct	Nov	Dec	Jan	Feb	Mar	FYE	FYE	YTD												
Arts Therapists	2,048									1,884	1,893	1,928	1,948	1,970	1,992	2,014	2,046	2,074	2,092	2,109	2,145	2,210	2,224	2,261	2,273	2,299	2,309	2,048	1,992	-									
Biomedical Scientists	19,803									20,493	20,491	20,729	20,880	21,018	21,158	21,253	21,372	21,477	21,610	21,659	21,568	21,660	20,108	20,605	20,825	21,082	21,322	19,803	21,158	-									
Clinical Scientists	3,450									3,579	3,584	3,618	3,658	3,688	3,719	3,747	3,778	3,798	3,822	3,852	3,845	3,692	3,791	3,846	3,887	3,933	3,999	3,450	3,719	-									
Chiroprodists/ Podiatrists	10,264									10,165	10,186	10,376	10,510	10,827	10,741	10,883	11,052	11,268	11,626	11,788	12,073	12,411	12,515	12,594	12,675	12,752	12,798	10,264	10,741	-									
Dietitians	6,070									5,551	5,583	5,637	5,674	5,702	5,757	5,803	5,827	5,895	6,088	6,098	6,153	6,192	6,212	6,223	6,230	6,242	6,260	6,070	5,757	-									
ODPs										7,968	7,945	7,211	7,399	7,551	7,670	7,738	7,807	26,709	7,917	7,951	8,055	8,293	8,416	8,416	8,441	8,511	8,538		7,670	-									
Occupational Therapists	24,191									25,823	25,843	26,056	26,164	26,276	26,376	26,468	26,566	7,865	26,997	27,078	27,355	24,904	25,713	26,178	26,337	26,610	26,855	24,191	26,376	-									
Orthoptists	1,234									1,272	1,272	1,279	1,278	1,278	1,277	1,274	1,273	1,267	1,266	1,270	1,175	1,214	1,221	1,224	1,227	1,232	1,234	1,234	1,277	-									
Paramedics	10,224									10,792	10,793	11,002	11,106	11,177	11,316	11,466	11,617	11,742	11,763	11,809	11,160	11,693	11,865	12,008	12,105	12,235	12,343	10,224	11,316	-									
Physiotherapists	36,812									36,037	36,077	36,363	36,527	36,754	36,978	37,104	37,389	37,629	38,584	38,922	39,352	39,725	39,918	40,066	40,137	39,945	40,005	36,812	36,978	-									
Prosthetists/ Orthotists	780									791	802	819	819	822	821	822	825	819	817	815	820	778	802	807	811	815	816	780	821	-									
Radiographers	20,491									22,000	22,011	22,123	22,171	22,239	22,360	22,440	22,523	22,681	23,279	23,374	23,451	23,802	23,405	23,380	23,380	23,397	22,164	20,491	22,360	-									
SLTs	9,467									10,113	10,122	10,222	10,257	10,298	10,348	10,409	10,473	10,441	10,555	10,640	10,718	10,742	10,457	10,531	10,561	10,636	10,725	9,467	10,348	-									
TOTAL	144,834									156,698	156,602	157,363	158,391	159,400	160,513	161,521	162,548	163,665	166,396	167,345	167,870	166,616	166,647	168,139	168,889	169,689	169,869	144,834	160,513	-									

NOTE: Information captured last day of each calendar month

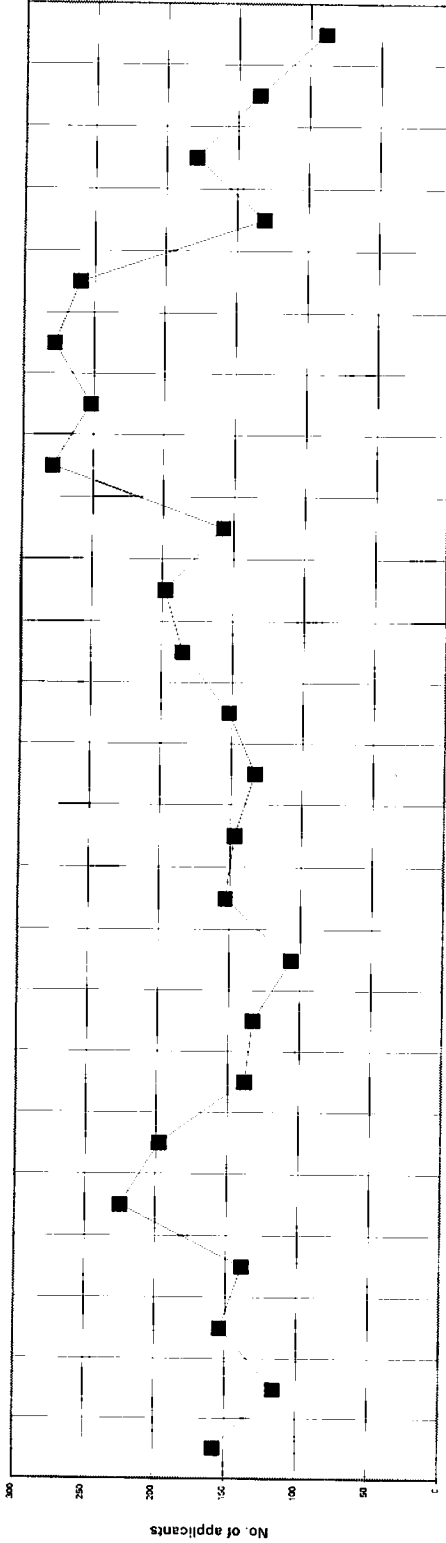


	2005												2006			2003/4	2004/5	2005/6											
	Apr	May	Jun	Jul	Aug	Sep	Oct	Nov	Dec	Jan	Feb	Mar	Apr	May	Jun	FYE	FYE	YTD											
Minimum Information At Assessment	803	737	756	737	756	737	756	737	756	591	637	979	1269	1595	1966	2662	2224	1907	1805	1598	1496	1072	747	719		3,659	19,060		
Pending Reg Fee	415	394	422	494	357	273	433	416	470	440	358	430	429	443	475	475	475	475	475	475	475	475	475	475	475	475	2,089	10,903	
TOTAL	1,799	1,955	1,957	1,941	2,065	2,351	2,692	3,021	3,804	3,424	3,255	3,119	2,956	2,939	2,654	2,403	2,278										0	9,717	34,896

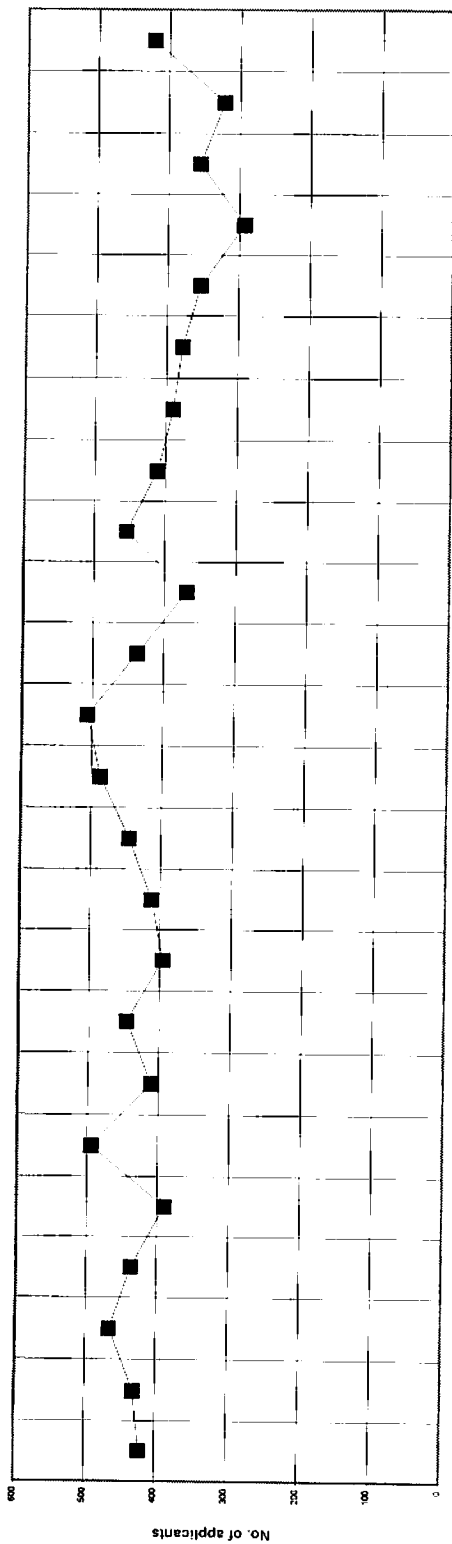
NOTE: Information covers international and grandparenting applications status progress only
 Represents the current work load within the International & Grandparenting Department



	2004												2005												2006												2003/4	2004/5	2005/6
	Apr	May	Jun	Jul	Aug	Sep	Oct	Nov	Dec	Jan	Feb	Mar	Apr	May	Jun	Jul	Aug	Sep	Oct	Nov	Dec	Jan	Feb	Mar	FYE	FYE	YTD												
Arts Therapists	3	0	1	2	1	8	3	2	1	1	3	3	1	6	9	24	0	0	0	0	0	0	0	0	0	0	25	28	40										
Biomedical Scientists	7	13	13	13	9	16	21	13	16	19	16	16	23	32	40	75	1	1	0	0	1	0	0	0	0	0	156	172	173										
Clinical Scientists	12	13	18	7	17	13	8	24	19	23	26	31	44	44	70	195	3	0	1	1	1	0	0	0	0	0	180	211	360										
Chiroprodists/ Podiatrists	242	168	174	154	141	152	120	141	102	152	202	245	285	326	370	444	21	10	2	4	1	1	0	1	1	0	1,748	1,993	1,466										
Dietitians	1	0	0	0	0	0	0	0	0	0	0	0	0	1	0	0	0	0	0	0	0	0	0	0	0	0	1	1	1										
Occupational Therapists	0	0	1	0	0	0	1	1	0	0	0	1	0	3	4	5	0	0	0	0	0	0	0	0	0	0	3	4	12										
ODPs	-	-	-	-	-	-	1	3	0	0	0	0	2	0	1	2	0	0	0	1	1	0	0	0	0	0	4	4	8										
Orthoptists	0	0	0	0	0	0	0	0	0	0	0	0	0	3	0	0	0	0	0	0	0	0	0	0	0	0	0	0	3										
Paramedics	2	3	11	4	1	2	0	3	9	2	2	2	8	22	17	90	1	0	0	0	0	0	0	0	0	0	39	41	139										
Physiotherapists	12	16	13	13	13	16	15	11	10	11	11	23	32	40	52	130	3	1	0	0	0	0	0	0	0	0	141	164	258										
Prosthetists/ Orthotists	0	0	0	0	0	0	0	0	0	0	1	0	0	0	0	0	0	0	0	0	0	0	0	0	0	0	1	1	0										
Radiographers	0	0	1	1	0	0	0	1	1	0	0	1	1	0	0	6	0	0	0	0	0	0	0	0	0	0	4	5	7										
SLTs	16	11	13	13	6	5	5	2	5	5	7	6	3	3	2	4	0	0	0	0	0	0	0	0	0	0	88	94	12										
TOTAL	295	224	245	207	188	212	174	201	163	213	268	328	399	480	565	975	29	12	3	6	4	2	1	2,390	2,718	2,479													

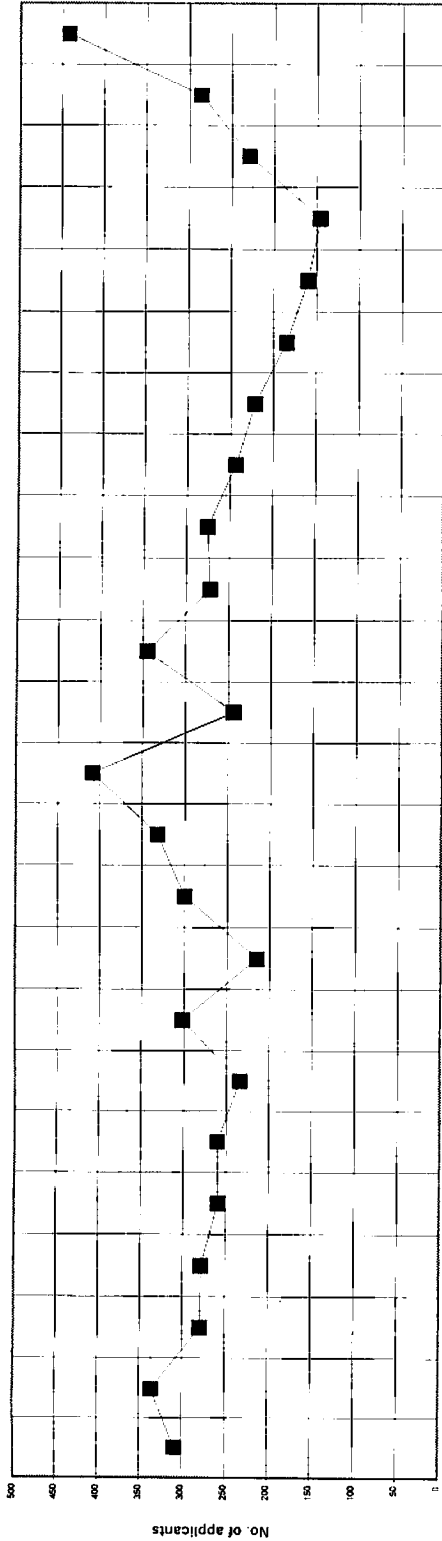


	2004												2005												2006												2003/4	2004/5	2005/6
	Apr	May	Jun	Jul	Aug	Sep	Oct	Nov	Dec	Jan	Feb	Mar	Apr	May	Jun	Jul	Aug	Sep	Oct	Nov	Dec	Jan	Feb	Mar	FYE	FYE	YTD												
Arts Therapists	0	0	1	0	1	2	0	1	0	4	7	1	3	0	0	2	1	4	7	6	1	4	4	3	10	13	35												
Biomedical Scientists	6	2	7	10	10	9	7	6	8	7	21	13	7	9	9	16	15	13	15	20	13	19	9	3	93	106	148												
Clinical Scientists	15	8	13	12	18	5	14	12	7	21	25	15	21	21	18	24	12	33	44	27	27	42	21	31	150	165	318												
Chiroprodists/ Podiatrists	119	96	121	97	173	154	99	95	71	109	87	88	114	127	150	90	216	179	180	148	68	91	78	35	1,221	1,309	1,476												
Dietitians	0	0	0	0	0	0	0	0	0	0	0	0	0	0	0	1	0	0	0	0	0	0	0	0	0	0	1												
Occupational Therapists	0	0	0	0	0	0	0	0	1	0	0	0	0	0	0	1	1	0	0	1	1	0	1	0	1	1	3												
ODPs	0	0	0	0	0	0	0	0	3	2	1	0	0	0	0	1	1	3	2	1	1	0	0	0	6	6	10												
Orthoptists	0	0	0	0	0	0	0	0	0	0	0	0	0	0	0	0	0	0	0	0	0	0	0	0	0	0	0												
Paramedics	2	0	1	5	2	6	1	3	9	3	0	1	6	14	3	8	1	32	22	12	4	6	3	4	32	33	115												
Physiotherapists	3	3	0	4	7	12	9	8	5	5	5	6	1	13	12	16	17	11	18	28	16	16	18	12	61	67	178												
Prosthetists/ Orthotists	0	1	0	0	0	0	0	0	0	0	0	0	0	0	0	1	0	0	0	0	0	0	0	0	1	1	1												
Radiographers	0	0	0	0	0	0	0	0	0	0	0	0	0	0	0	0	0	0	0	0	0	0	0	0	0	0	1												
SLTs	13	6	11	11	14	10	8	8	2	2	7	7	2	1	3	0	1	0	0	0	0	0	1	1	92	99	9												
TOTAL	158	116	154	139	225	196	138	133	106	153	147	133	152	185	198	157	279	252	278	131	179	135	89	1,667	1,800	2,295													

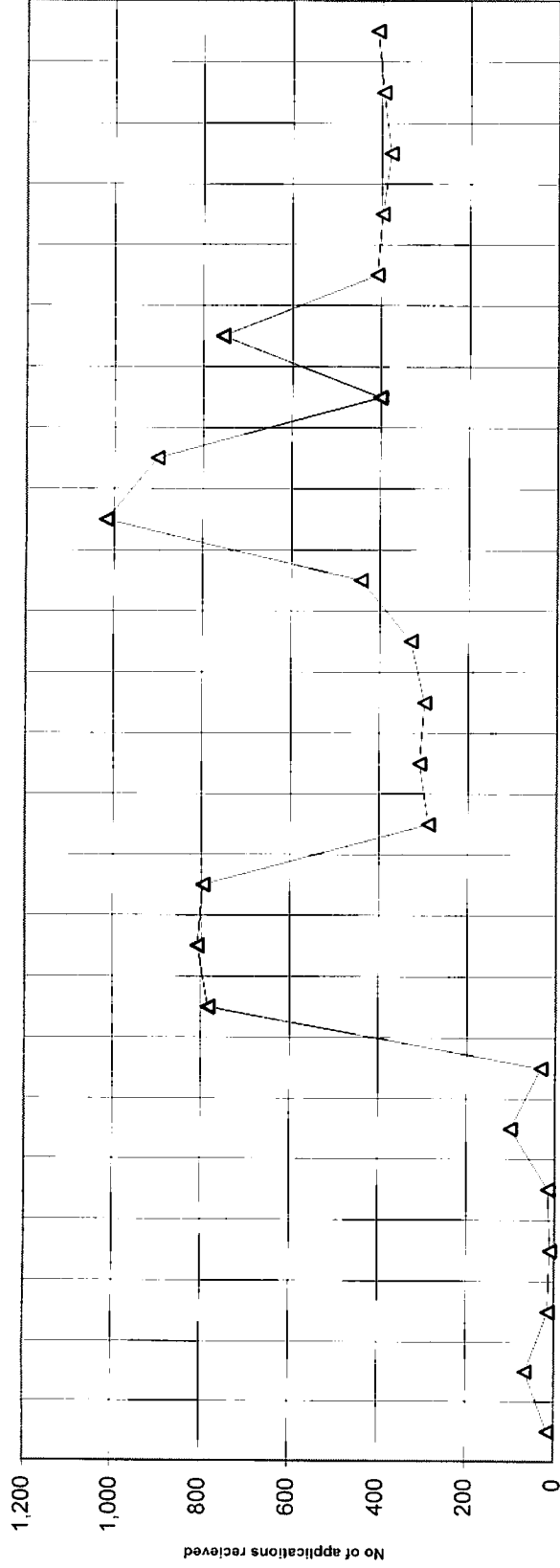


Radiographers

	2004												2005												2006												2003/4		2004/5		2005/6	
	Apr	May	Jun	Jul	Aug	Sep	Oct	Nov	Dec	Jan	Feb	Mar	Apr	May	Jun	Jul	Aug	Sep	Oct	Nov	Dec	Jan	Feb	Mar	Apr	May	Jun	Jul	Aug	Sep	Oct	Nov	Dec	FYE	YTD	FYE	YTD	FYE	YTD			
Arts Therapists	0	3	2	0	3	2	2	1	0	2	0	0	1	1	0	3	2	2	0	1	2	0	0	0	1	1	0	3	2	0	1	1	10	14	15	14	0	0				
Biomedical Scientists	55	64	58	59	46	60	58	71	46	58	71	64	78	66	72	74	55	50	62	47	66	63	63	63	63	63	63	63	63	63	63	63	424	756	710	756	424	756				
Clinical Scientists	4	4	7	3	4	5	3	9	2	6	14	9	6	5	9	13	4	6	3	5	6	4	3	3	4	4	4	4	4	4	4	4	41	65	70	65	41	65				
Chiroprodists/ Podiatrists	10	8	8	9	2	3	2	7	20	4	7	9	3	7	1	5	1	3	5	1	5	1	5	5	1	5	5	5	5	5	5	5	49	40	89	40	49	40				
Dietitians	27	29	16	29	12	21	20	20	10	19	11	24	18	12	15	14	20	18	9	15	16	17	25	16	17	25	16	17	25	16	17	25	188	192	238	192	188	192				
ODPs	-	-	-	-	-	-	0	0	1	3	1	3	5	1	4	4	3	1	2	3	0	1	4	0	1	4	0	1	4	0	1	4	0	29	8	29	0	29				
Occupational Therapists	57	49	74	62	49	68	62	80	53	60	77	84	91	80	47	73	76	68	61	57	60	47	51	60	47	51	60	47	51	60	47	51	614	774	775	774	614	774				
Orthoptists	0	0	1	1	0	0	0	0	0	0	0	0	1	1	0	0	1	0	0	0	0	1	1	0	1	1	0	1	1	0	1	1	1	5	2	5	1	5				
Paramedics	3	2	3	2	4	5	0	4	2	1	1	2	1	1	2	5	0	1	1	3	0	1	1	0	1	1	0	1	1	0	1	1	16	17	29	17	16	17				
Physiotherapists	171	159	183	178	170	191	167	159	162	166	166	197	202	173	133	166	151	130	132	118	104	105	155	104	105	155	104	105	155	104	105	155	1,520	1,665	2,069	1,665	1,520	1,665				
Prosthetists/ Orthotists	2	1	1	2	0	2	0	1	0	1	1	0	0	0	1	1	2	0	2	0	0	0	2	0	0	2	0	0	2	0	0	2	8	10	11	10	8	10				
Radiographers	74	87	93	74	79	116	73	72	85	71	68	70	75	72	69	77	69	83	76	62	79	64	91	79	64	91	79	64	91	79	64	91	846	870	962	870	846	870				
SLTs	19	25	20	17	21	21	23	22	15	21	28	25	25	18	15	19	27	28	28	23	18	16	19	18	16	19	18	16	19	18	16	19	213	249	257	249	213	249				
TOTAL	422	431	466	436	390	494	410	446	396	412	445	487	506	437	368	454	411	390	378	353	355	321	421	355	321	421	355	321	421	355	321	421	3,930	4,686	5,235	4,686	3,930	4,686				



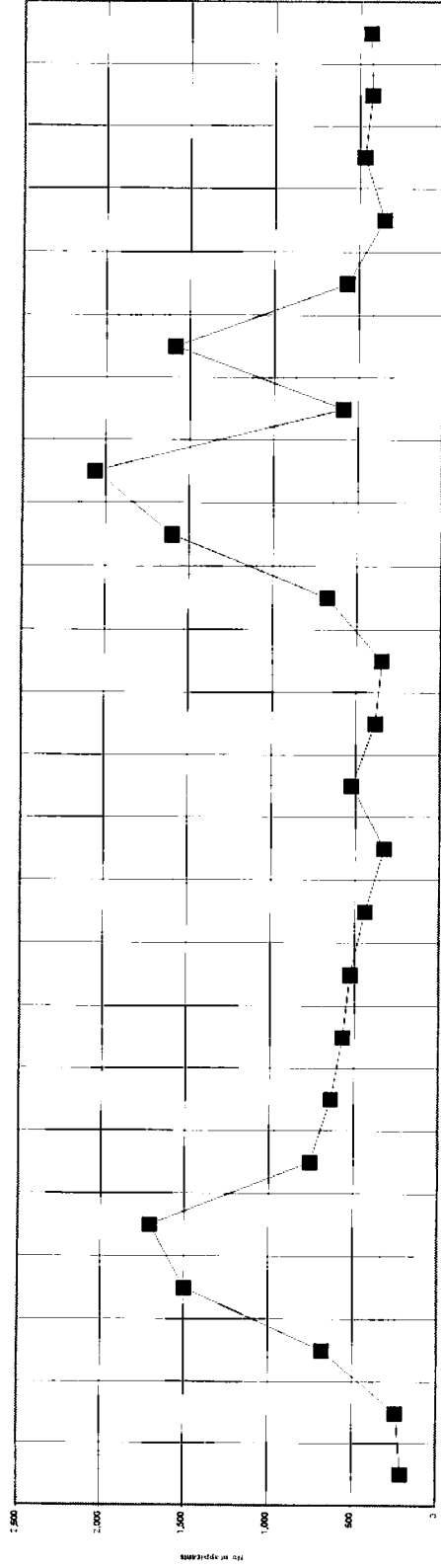
	2004												2005												2006			2003/4	2004/5	2005/6
	Apr	May	Jun	Jul	Aug	Sep	Oct	Nov	Dec	Jan	Feb	Mar	Apr	May	Jun	Jul	Aug	Sep	Oct	Nov	Dec	Jan	Feb	Mar	FYE	FYE	YTD			
Arts Therapists	0	0	2	1	0	0	1	3	0	0	1	1	0	0	0	0	1	0	0	1	0	0	0	0	0	0	0	9	3	
Biomedical Scientists	33	24	22	25	35	23	32	17	40	35	31	46	25	36	31	36	26	24	21	23	28	42	69	124	363	394				
Clinical Scientists	2	1	5	2	0	1	2	0	1	1	1	4	1	2	2	3	0	0	2	5	3	3	5	18	20	27				
Chiroprodists/ Podiatrists	2	4	3	3	7	8	1	3	0	3	4	1	3	4	2	3	2	2	0	1	2	1	1	25	39	24				
Dietitians	15	17	14	20	6	12	7	13	7	23	12	18	17	6	9	14	4	4	5	5	11	7	13	89	164	103				
Occupational Therapists	79	44	55	54	48	45	25	66	44	66	81	61	58	42	54	50	39	41	16	35	54	85	97	430	668	600				
ODPs	0	0	0	0	0	0	0	0	0	0	1	0	1	0	0	1	0	1	3	0	0	1	0	0	1	7				
Orthoptists	0	0	0	0	0	0	0	0	0	0	1	0	0	0	0	0	1	0	0	0	0	1	0	0	1	3				
Paramedics	1	2	0	4	0	1	2	4	1	0	1	3	1	0	0	3	0	1	0	1	0	1	1	6	19	7				
Physiotherapists	78	171	114	94	97	108	104	111	67	105	138	152	59	184	113	121	125	97	87	56	81	72	122	638	1,339	1,177				
Prosthetists/ Orthotists	0	2	0	0	0	0	0	0	1	0	1	1	0	1	0	0	1	1	0	0	1	1	0	0	5	5				
Radiographers	82	51	43	55	53	51	47	65	41	53	39	101	56	51	47	32	32	35	33	19	8	33	104	370	681	487				
SLTs	17	20	21	20	13	11	13	20	13	14	21	21	22	20	12	13	11	11	17	15	16	35	30	145	204	210				
TOTAL	309	336	279	278	259	260	234	302	215	300	332	409	243	345	272	275	243	221	185	160	229	286	442	1,845	3,513	3,047				



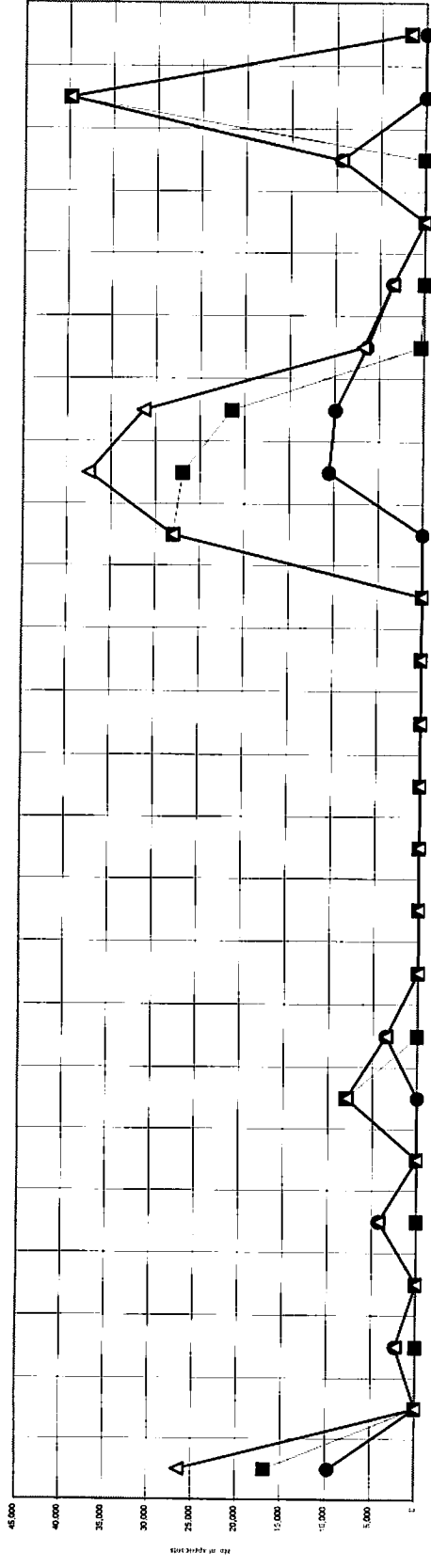
	2004												2005												2006		
	Apr	May	Jun	Jul	Aug	Sep	Oct	Nov	Dec	Jan	Feb	Mar	Apr	May	Jun	Jul	Aug	Sep	Oct	Nov	Dec	Jan	Feb	Mar			
Minimum Information	5	5	5	5	5	88	27	750	762	764	270	277	284	308	354	987	883	357	711	375	371	359	363	367			
Awaiting Pass List	5	5	5	0	5	13	4	27	23	29	18	32	14	21	88	30	18	41	31	23	18	31	31	41			
Pending Reg. Fee	5	55	5	5	5	0	1	7	3	3	1	1	1	1	1	1	1	3	4	4	2	2	2	2			
TOTAL	15	65	15	10	15	101	32	784	808	796	289	310	299	330	443	1,018	902	401	756	410	398	379	396	410			

2003/4	2004/5	2005/6
FYE	FYE	YTD
30	2,983	5,719
90	166	397
53	91	26
173	3,240	6,142

NOTE: Information covers UK applications only
2003/4 FYE information only available from January 2004 to March 2004

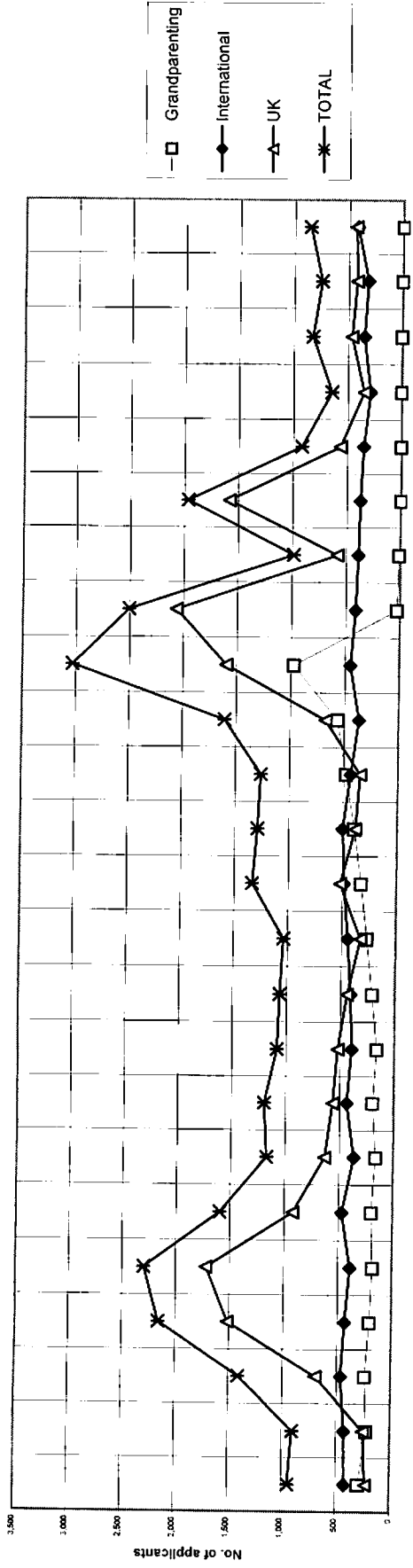


	2004												2005												2006												2003/4		2004/5		2005/6	
	Apr	May	Jun	Jul	Aug	Sep	Oct	Nov	Dec	Jan	Feb	Mar	Apr	May	Jun	Jul	Aug	Sep	Oct	Nov	Dec	Jan	Feb	Mar	Apr	May	Jun	Jul	Aug	Sep	Oct	Nov	Dec	FYE	FYE	FYE	FYE	FYE	FYE			
Arts Therapists	8	6	10	10	18	17	19	21	7	14	13	17	20	14	20	10	31	11	42	22	10	13	19	22	10	13	19	22	149	160	819	820	234	234								
Biomedical Scientists	61	64	71	47	37	44	55	70	117	94	79	81	55	53	51	43	81	37	117	82	101	135	97	60	101	135	97	60	819	820	912	912	912	912								
Clinical Scientists	11	11	7	12	5	6	7	15	18	21	6	19	6	15	6	8	12	5	26	19	5	14	16	23	5	14	16	23	111	138	155	155	155	155								
Chiroprodists/ Podiatrists	6	1	60	101	79	33	13	3	14	7	5	7	3	5	55	111	109	34	50	11	5	8	4	4	5	8	4	4	333	329	399	399	399	399								
Dietitians	2	2	65	116	45	10	12	18	9	2	13	25	17	6	74	118	56	26	33	12	2	3	8	12	2	3	8	12	318	319	367	367	367	367								
ODPs	-	-	-	-	-	-	40	41	99	87	60	67	27	25	22	37	91	60	239	62	34	37	59	61	34	37	59	61	0	394	754	754	754	754								
Occupational Therapists	14	19	82	221	488	209	196	90	58	36	24	51	26	29	67	243	492	119	321	95	42	44	45	21	42	44	45	21	1,392	1,468	1,544	1,544	1,544	1,544								
Orthoptists	0	0	0	10	15	5	4	8	2	0	0	0	0	0	1	12	8	1	8	2	1	0	0	1	1	0	0	1	32	44	34	34	34	34								
Paramedics	67	75	64	64	76	79	83	116	99	99	64	140	139	133	87	102	113	66	172	93	63	138	77	64	63	138	77	64	1,060	1,026	1,247	1,247	1,247	1,247								
Physiotherapists	26	31	125	467	621	221	96	103	55	55	43	83	48	19	122	416	656	129	287	90	48	55	59	122	48	55	59	122	1,767	1,926	2,051	2,051	2,051	2,051								
Prosthetists/ Orthotists	1	0	0	3	2	0	1	19	10	3	1	0	1	2	0	1	1	2	15	11	3	3	5	2	3	3	5	2	36	40	46	46	46	46								
Radiographers	4	19	170	358	192	64	38	17	4	5	9	6	11	20	134	378	252	47	101	18	13	5	11	18	13	5	11	18	752	886	1,008	1,008	1,008	1,008								
SLTs	8	14	30	90	146	70	73	49	35	19	11	27	35	28	36	121	163	50	173	50	24	14	26	26	24	14	26	26	603	572	746	746	746	746								
TOTAL	208	242	684	1,499	1,704	758	637	570	527	442	328	523	388	349	675	1,800	2,065	587	1,584	567	351	469	426	436	351	469	426	436	7,372	8,122	9,497	9,497	9,497	9,497								

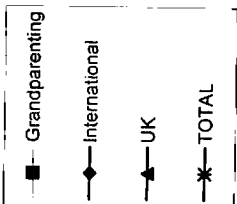
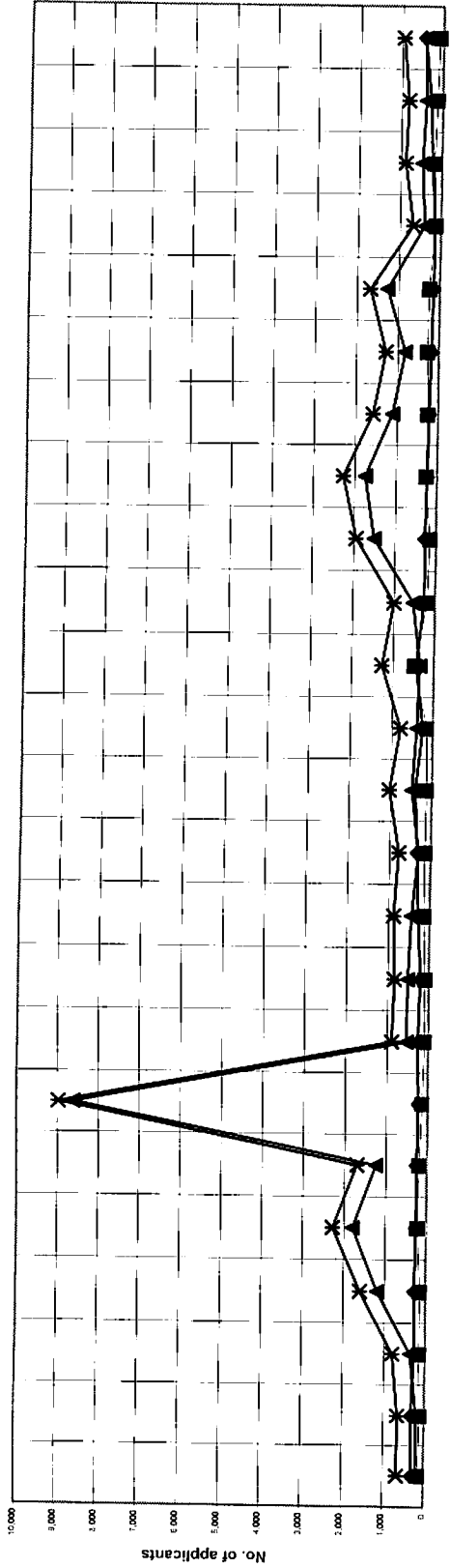


	2004				2005				2006				2003/4		2004/5		2005/6												
	Apr	May	Jun	Jul	Aug	Sep	Oct	Nov	Dec	Jan	Feb	Mar	Apr	May	Jun	Jul	Aug	Sep	Oct	Nov	Dec	Jan	Feb	Mar	FYE	FYE	FYE	YTD	
Renewal Notices Sent	16,827	0	0	0	0	0	0	7,954	0	0	0	0	0	0	0	0	28,012	26,955	21,456	397	0	0	0	0	24,781	24,781	118,362		
Final Notices Sent	9,720	0	2,318	0	4,249	0	0	0	0	0	0	0	0	0	0	0	0	10,559	9,888	6,404	3,559	0	0	0	0	19,846	19,846	39,820	
Registrants Lapsed	11	3,732	391	852	1,412	22	6	11	953	15	7	11	3	1	5	3	0	1,752	1,345	11	953	0	0	0	7,412	7,423	6,375		
TOTAL	26,547	0	2,318	0	4,249	0	4,249	7,954	3,559	0	0	0	0	0	0	0	28,012	37,514	31,344	6,801	3,559	0	9,410	39,844	44,627	44,627	158,182		

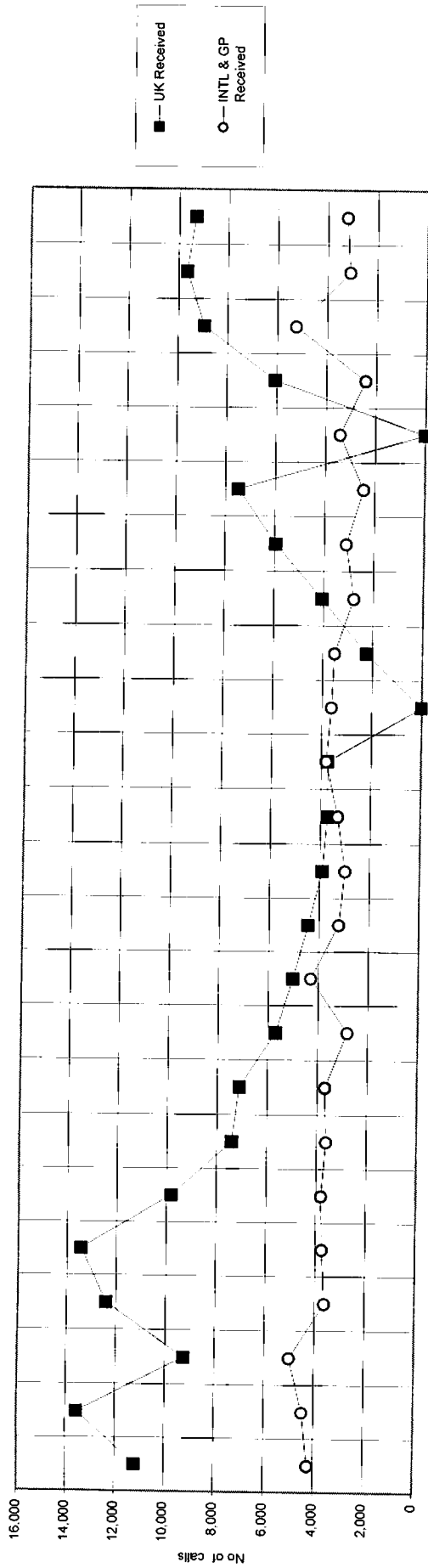
NOTE : 2003/4 FYE information only available from July 2003 to March 2004



	2004												2005												2006												2003/4		2004/5		2005/6	
	Apr	May	Jun	Jul	Aug	Sep	Oct	Nov	Dec	Jan	Feb	Mar	Apr	May	Jun	Jul	Aug	Sep	Oct	Nov	Dec	Jan	Feb	Mar	Apr	May	Jun	Jul	Aug	Sep	Oct	Nov	Dec	Jan	Feb	Mar	FYE	FYE	FYE	YTD		
Grandparenting	295	224	245	207	186	200	168	197	163	213	268	328	399	480	565	975	29	12	3	3	6	5	2	1	2,366	2,694	2,480	14,894	16,232	16,663												
International	422	431	467	434	390	473	368	437	396	412	445	487	506	437	368	454	411	390	378	353	292	355	321	421	4,675	5,162	4,686	7,853	8,376	9,497												
UK	230	255	700	1,520	1,721	925	637	568	527	442	328	523	388	349	675	1,600	2,065	587	1,584	587	351	469	426	436	7,853	8,376	9,497	14,894	16,232	16,663												
TOTAL	947	910	1,412	2,161	2,297	1,598	1,173	1,202	1,086	1,067	1,041	1,338	1,293	1,266	1,608	3,029	2,505	989	1,965	923	649	829	749	858	14,894	16,232	16,663															

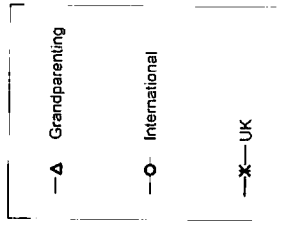
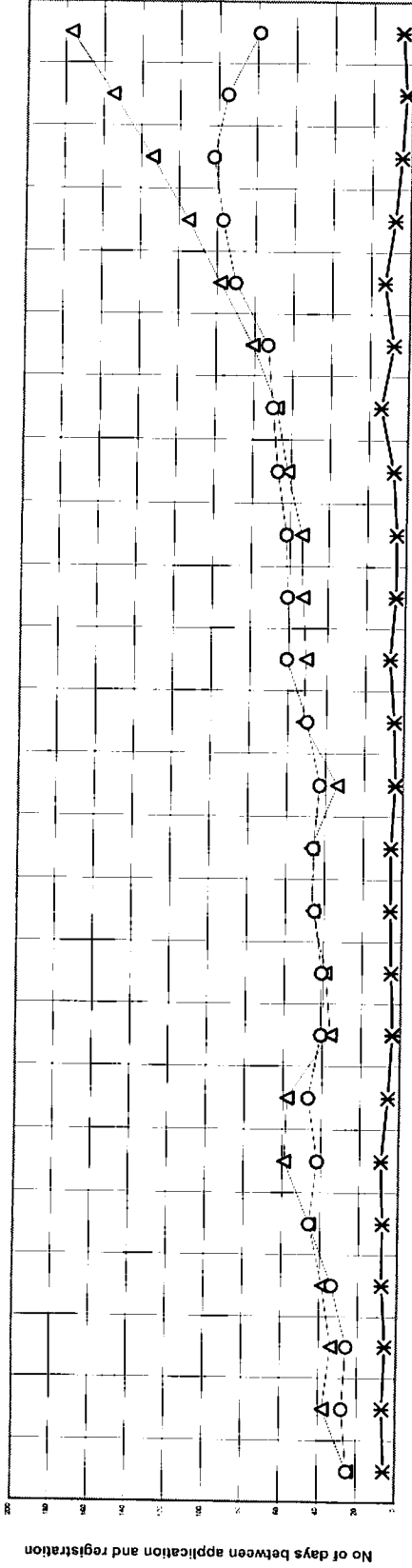


	2004												2005												2006			2003/4	2004/5	2005/6
	Apr	May	Jun	Jul	Aug	Sep	Oct	Nov	Dec	Jan	Feb	Mar	Apr	May	Jun	Jul	Aug	Sep	Oct	Nov	Dec	Jan	Feb	Mar	FYE	FYE	YTD			
Grandparenting	158	116	154	139	225	198	138	100	106	147	147	133	152	480	198	157	279	252	278	259	131	179	137	89	1,230	1,761	2,591			
International	309	336	279	278	259	260	234	260	215	284	332	409	243	437	272	275	243	221	185	160	146	229	286	442	2,322	3,455	3,139			
UK	199	210	371	1,181	1,793	1,246	8,599	535	523	446	306	490	395	349	538	1,512	1,753	1,114	822	1,267	404	475	403	422	6,594	15,899	9,454			
TOTAL	666	662	804	1,598	2,277	1,704	8,971	895	844	877	785	1,032	790	1,266	1,008	1,944	2,275	1,587	1,285	1,686	681	883	826	953	10,146	21,115	15,184			



	2004			2005			2006			2003/4 FYE	2004/5 FYE	2005/6 YTD												
	Apr	May	Jun	Jul	Aug	Sep	Oct	Nov	Dec				Jan	Feb	Mar									
INTL & GP																								
INTL & GP Received	4,236	4,479	5,011	3,629	3,750	3,804	3,627	3,699	2,824	4,311	3,216	2,988	3,311	3,808	3,628	3,536	2,778	3,117	2,459	3,433	2,433	5,248	3,095	3,224
Answered	3,318	3,242	3,315	2,690	2,909	3,036	2,883	3,042	2,314	2,945	2,397	2,411	2,610	2,843	2,837	3,085	2,354	2,788	2,232	2,812	1,957	4,708	2,507	2,794
Calls answered (%)	78	72	66	74	78	79	80	82	82	68	72	80	79	75	78	87	85	91	91	82	81	90	81	85
Adandoned	973	1,281	1,751	985	883	768	790	657	510	1,366	723	577	701	965	791	451	448	329	227	621	476	540	588	490
Avg answer time (sec)	19	25	26	51	52	45	45	46	33	23	28	35	39	36	28	26	17	26	23	19	28	31	14	14
Avg talk time (min)	2:38	2:33	2:28	2:31	2:18	2:22	2:22	2:28	2:32	2:38	2:33	2:31	2:29	2:21	2:37	2:31	2:35	2:39	2:26	2:27	2:30	2:39	2:43	2:30
UK																								
UK Received	11,197	13,558	9,264	12,397	13,437	9,817	7,418	7,126	5,691	5,037	4,435	3,897	3,727	3,752	2000*	2,237	4,071	5,953	7,494	7000*	6,070	8,945	9,653	9,331
Answered	8,604	7,768	6,849	8,268	8,622	7,850	6,710	6,777	5,028	4,910	4,338	3,774	3,614	3,649	-	2,037	3,472	4,696	4,700	0	4,728	7,606	7,955	8,061
Calls answered (%)	77	57	74	67	64	80	91	95	88	98	98	97	97	97	-	91	85	79	63	0	78	85	82	86
Adandoned	2,660	5,874	2,476	4,212	4,897	1,967	753	349	663	127	97	123	113	103	-	200	603	1,257	2,794	0	1,342	1,339	1,698	1,270
Avg answer time (sec)	120	120	60	120	180	60	42	35	32	10	10	14	18	18	-	47	52	124	174	0	145	89	35	60
Average talk time (min)	2:16	2:19	2:25	2:17	2:14	2:00	2:09	2:10	2:10	2:05	2:10	2:15	1:59	1:58	-	2:22	2:19	2:32	2:43	0:00	2:44	2:29	2:10	2:18

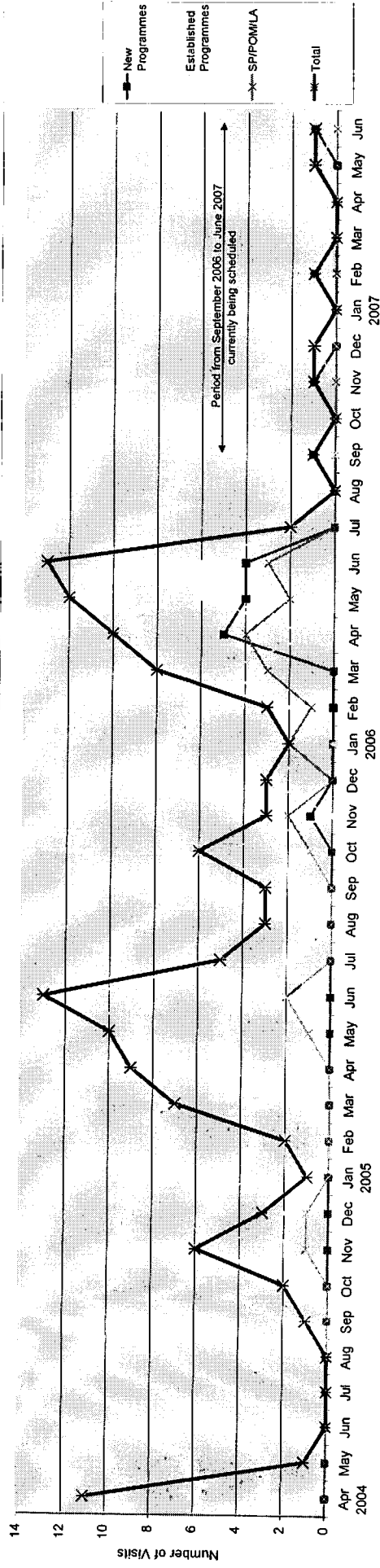
* Number of calls rec'd in June and November 2005 is an estimate due to system modification



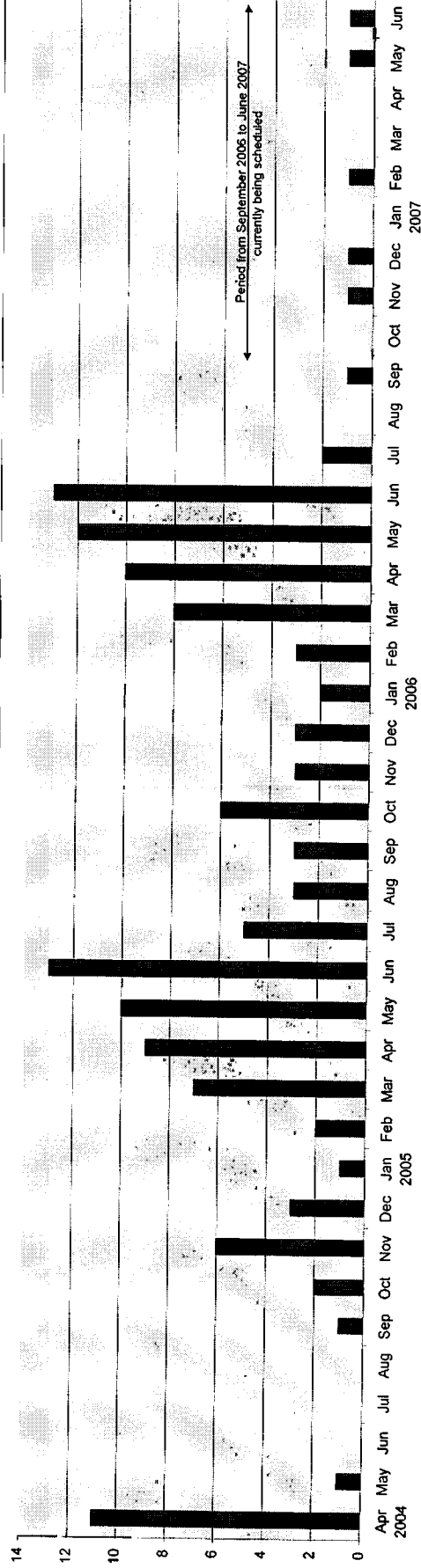
	2004												2005												2006			2003/4	2004/5	2005/6
	Apr	May	Jun	Jul	Aug	Sep	Oct	Nov	Dec	Jan	Feb	Mar	Apr	May	Jun	Jul	Aug	Sep	Oct	Nov	Dec	Jan	Feb	Mar	FYE	FYE	YTD			
Grandparenting	25	38	34	39	46	59	58	36	39	46	47	34	52	51	53	54	62	68	81	98	115	134	155	177	.	42	92			
International	25	28	26	34	46	42	47	41	41	45	46	43	50	61	61	62	67	70	73	90	97	102	95	79	.	39	76			
UK	6	7	6	8	8	9	6	4	5	6	6	4	5	8	5	5	7	14	8	13	8	5	3	5	.	6	7			

NOTE: For INTL & GP assessments, measured from, the application is entered onto the registration system to initial assessor decision is made. (ACCEPT, REJECT, FV, TOC)
 For UK applications, measured from application is entered onto the registration system to when the applicant is registered. HPC applications only

Overview of Approvals Visit (Completed & Forecast)



Total Number of Approval Visits (Completed & Forecast)



APPROVAL VISITS	2004												2005												2006												2007												Forecast	
	Apr	May	Jun	Jul	Aug	Sep	Oct	Nov	Dec	Jan	Feb	Mar	Apr	May	Jun	Jul	Aug	Sep	Oct	Nov	Dec	Jan	Feb	Mar	Apr	May	Jun	2004	2005	2006	2007																			
New Programmes	0	0	0	0	0	0	0	0	0	0	0	0	0	0	0	0	0	0	0	0	0	0	0	0	0	0	0	1	15	2																				
Established Programmes	11	1	0	0	1	2	5	2	1	2	7	9	11	5	3	3	5	0	3	0	2	5	1	6	6	2	0	1	0	1	2	0																		
SP/POM/ILA	0	0	0	0	0	0	0	1	0	0	0	0	1	2	0	0	1	2	0	1	2	1	3	4	3	3	0	0	1	1	2	0																		
Total	11	1	0	0	1	2	6	3	1	2	7	9	10	13	5	3	3	6	3	3	2	3	8	11	12	13	2	0	2	1	1	1	2	1																
Completed	24	22	2	2	2	2	2	2	2	2	2	2	2	2	2	2	2	2	2	2	2	2	2	2	2	2	24	24	24	24	24	24	24																	
Forecast	0	0	0	0	0	0	0	0	0	0	0	0	0	0	0	0	0	0	0	0	0	0	0	0	0	0	0	0	0	0	0	0	0	0																

Calendar of future Approval visits

Date of Visit	Name of Education Provider	Profession	Programme	Visitors Appointed	Executive Appointed	Comments
28-29 March 2006	Nordoff Robbins - City University	Music Therapy	MA	Yes	Yes	Cancelled
04 April 2006	Bournemouth University	SP	SP	Yes	Yes	
04 April 2006	University of Huddersfield	SP	SP	Yes	Yes	
4-5 April 2006	The University of Northampton	Paramedics	Dip HE	Yes	Yes	
6-7 April 2006	Sheffield Hallam University	Paramedics	BSc (Hons)	Yes	Yes	Cancelled
05 April 2006	Sheffield Hallam University	SP	SP	Yes	Yes	
12-13 April 2006	Queen Margaret University College	Radiography	Pq Dip	Yes	Yes	
20-21 April 2006	Coventry University	ODP	Dip HE	Yes	Yes	
21 April 2006	University of Essex	SLT	MSc	Yes	Yes	
25-26 April 2006	University of Lincoln	Biomedical Sciences	BSc (Hons)	Yes	Yes	
25-26 April 2006	Welsh College of Music and Drama	Music Therapy	MA	Yes	Yes	
27 April 2006	University of Central Lancashire	SP	SP	Yes	Yes	
27-28 April 2006	Napier University	Biomedical Sciences	BSc (Hons)	Yes	Yes	
2-3 May 2006	King's College London - University of London	Physiotherapy	BSc (Hons)	Yes	Yes	
3-4 May 2006	University of Southampton	Physiotherapy/Occupational Therapy	BSc (Hons) x2	Yes	Yes	
4-5 May 2006	University of Hertfordshire	Dietetics	BSc (Hons)	Yes	Yes	
9-10 May 2006	University of Sunderland	Biomedical Sciences	BSc (Hons)	Yes	Yes	
11 May 2006	Edge Hill College of Higher Education	SP	SP	Yes	Yes	
11 May 2006	Oxford Brookes University	SP	SP	Yes	Yes	
11-12 May 2006	Sheffield Hallam University	ODP	Dip HE	Yes	Yes	Cancelled
16-17 May 2006	Sheffield Hallam University	Physiotherapy	BSc (Hons)	No	Yes	
16-17 May 2006	University of Luton	ODP	Dip HE	Yes	Yes	
18-19 May 2006	University of London	Paramedics	Foundation Degree	Yes	Yes	
23-24 May 2006	University of Hull	Biomedical Sciences	BSc (Hons)	Yes	Yes	
24-25 May 2006	University of Wales, Bangor	ODP	Dip HE	Yes	Yes	Cancelled
31 May-1 June 2006	Goldsmiths College, University of London	Art Therapy	MA	Yes	Yes	
31 May 2006	University of Bradford	SP	SP	Yes	Yes	
1-2 June 2006	Guildhall School of Music and Drama - City University	Music Therapy	MA	Yes	Yes	
6-7 June 2006	Brunel ODP Centre - Oxford Brookes University	ODP	Dip HE	Yes	Yes	Cancelled
6-7 June 2006	Roehampton University	Music Therapy	PG Dip/MA	Yes	Yes	
07 June 2006	Colchester Institute	Occupational Therapy	BSc (Hons)	No	Yes	
7-8 June 2006	University of Paisley	Biomedical Sciences	BSc (Hons)	No	Yes	
8-9 June 2006	Bournemouth University	Physiotherapy/Occupational Therapy	BSc (Hons) x2	Yes	Yes	
13 June 2006	University of York	SP	SP	No	Yes	
13-14 June 2006	University of Greenwich	Paramedics	Foundation Degree	Yes	Yes	
14-15 June 2006	Suffolk College - University of East Anglia	Radiography	BSc (Hons)	Yes	Yes	
15-16 June 2006	University of East Anglia	ODP	Dip HE	Yes	Yes	Cancelled
20 June 2006	University of East Anglia	SP	SP	Yes	Yes	Cancelled
21 June 2006	Leeds Metropolitan University	SP	SP	Yes	Yes	
22-23 June 2006	University of Brighton	Biomedical Sciences	BSc (Hons)	Yes	Yes	
27-28 June 2006	University of Nottingham	Physiotherapy	BSc (Hons)	Yes	Yes	
27-28 June 2006	Nottingham Trent University	Biomedical Sciences	BSc (Hons)	No	Yes	
28-Jun-06	Liverpool John Moores University	SP	SP	No	Yes	
28-29 June 2006	Suffolk College - University of East Anglia	ODP	Dip HE	Yes	Yes	Cancelled
6-7 July 2006	University of Sheffield	Orthotics	B Med Sci (Hons)	No	Yes	
12-13 July 2006	The Institute of Arts in Therapy & Education - Lorrain Art Therapy	SP	MA	Yes	Yes	
21 Sept 2006	Staffordshire University	SP	SP	No	No	
26-27 Sept 2006	Manchester Metropolitan University	Physiotherapy	MSc	No	No	
17/18 Oct 2006	Robert Gordon University	Dietetics	BSc (Hons)	No	No	
15-16 Nov 2006	University of Plymouth	ODP	Dip HE	Yes	No	
12-13 Dec 2006	University of Central Lancashire	ODP	Dip HE	No	No	
7-8 Feb 2007	South Trent Training Centre- University of Leices	ODP	Dip HE	No	No	
14-15 March 2007	University of Hull	ODP	Dip HE	No	No	
18-19 April 2007	York St John University College	Physiotherapy/Occupational Therapy	BSc (Hons) x2	No	No	
18-19 May 2007	Glasgow Caledonian University	ODP	Dip HE	No	No	
23-24 May 2007	University of Northumbria	ODP	Dip HE	No	No	
27-28 June 2007	Suffolk College - University of East Anglia	ODP	Dip HE	No	No	

Ver: b

Dept/Cmte: EDU

Title: Appendix 2 - Education Manager

Doc Type: PPR

Status: Draft
Security: Public