

Council, 14 May 2014

Education Report

Executive summary and recommendations

Introduction

The report sets out the main activities of the Education Department since the last meeting of Council. It includes statistical information and highlights key work undertaken.

Decision

The Council is requested to discuss the report.

Background information

None

Resource implications

The resources for the Department are set out in the annual work plan and budget 2013-14.

Financial implications

The costs associated with all activities are set out in the budget 2013-14.

Appendices

Education Report

Education Department **Management Information Pack**

Abigail Gorringe, Director of Education
May 2014

Table of contents

Section 1: Management commentary

Section 2: Management statistics

1. Number of approved programmes, by profession, April 2013 – March 2015
2. Overview of approval visits, April 2013 – March 2015
3. Reasons for approval visits, April 2013 – March 2015
4. Overview of annual monitoring submissions, April 2013 – March 2015
5. Overview of major change submissions, April 2013 – March 2015
6. Overview of concerns about approved programmes, April 2013 – March 2015

1 Management commentary

Approval process

The Department has spent the last few months continuing to organise and attend approval visits in the 2013–14 academic year. In total, 79 visits across 170 programmes have been arranged from September 2013 - August 2014. The majority of these visits are to social worker programmes (66%) and AMHP programmes (9%). Since the last Council meeting, 19 visits covering 45 programmes have taken place.

The Department has also been scheduling approval visits in the 2014–15 academic year. In total, 36 visits across 67 programmes have been arranged from September 2014 - August 2015. The majority of these visits are to social worker and AMHP programmes.

Annual monitoring process

The Department remains in the peak activity period for the annual monitoring process in the 2013–14 academic year. The first five assessment days took place in February and March 2014. Three further assessment days are planned for May, June and August 2014. It is still envisaged that the majority of visitor reports will be considered by Education and Training Panels in May, June, July and August 2014.

Major change process

Since our last report to Council, the Department has received ten new major change notifications, covering 24 programmes. The Education and Training Panel considered 27 programmes which had engaged with the major change process on 27 March 2014 and decided that each of these programmes continued to meet our standards of education and training and an approval visit was not required.

Concerns process

The Department has received no new concerns since our last report to Council. There are currently no outstanding concerns.

See section 2 for more information on the above operational processes.

Partners

Recruitment is still underway for clinical scientist visitors and lay visitors. 101 applications were received for lay visitors, with interviews scheduled over the next month. Over 50% of our existing visitors have been through the reappointments process in the last few months. Approximately 90% of visitors renewed their contracts. Recruitment plans are now being made for autumn 2014 to ensure that adequate visitor numbers and specialisms are maintained. Refresher training sessions are also being planned for autumn 2014. Five one day sessions are being arranged to reach over 60% of our existing visitor pool.

Seminars

Preparations are underway for the eight education seminars planned for autumn/winter 2014-15. The Department intend to run two seminars for social worker and AMHP education providers and six seminars for all education providers on service user and carer involvement in education and training. The seminars will follow a similar format to last year.

Publications

The Education annual report 2013 was published earlier this month. Various communications activities are now underway to disseminate the report and its findings, including articles in Education Update and In-Focus; an on-line news item; YouTube video and social media activity. Hard copies will also be made available at meetings with key stakeholders and seminars.

Liaison with stakeholders

The sixteenth issue of Education Update was distributed to stakeholders in week commencing 5 May 2014 and is available on the HCPC website at: <http://www.hcpc-uk.org/education/update/>

Members of the Department met with the following groups in April 2014:

- The College of Social Work
- The Department of Health & the Department for Education
- The Quality Assurance Agency professional, statutory and regulatory bodies (PSRB) forum
- Health Education England
- The Higher Education Academy

The first Education and Training Committee stakeholder event was held on 30 April 2014. Approximately 40 attendees received an update on governance, education, policy and standard changes at the HCPC and had the opportunity to influence the next review of the standards of education and training. Feedback will now be analysed to help shape future engagement activities with key stakeholders.

Major project - Education systems build

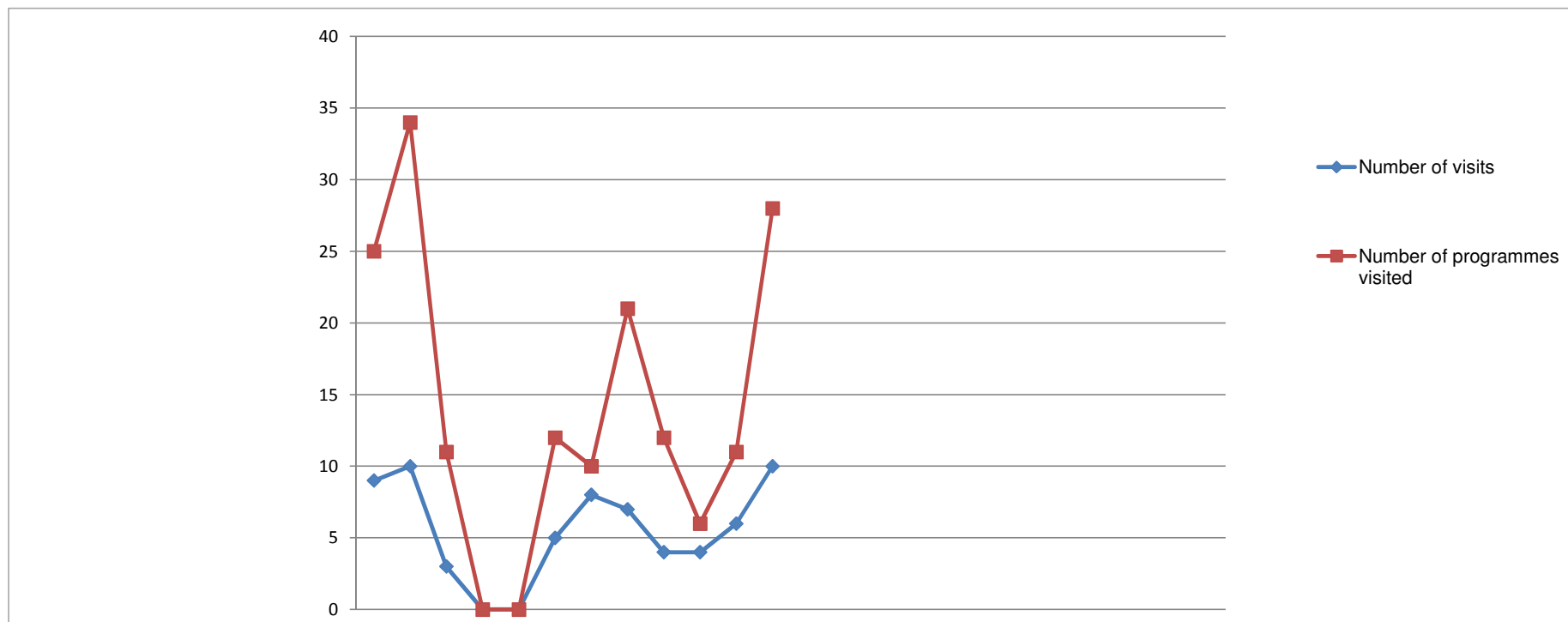
The Department continues to drive forward the major project, with the intention that a new system and internal processes will be in place in early 2015.

The chosen approach continues to see the suppliers deliver the constituent components of the system across a series of nine cycles of building, deployment, testing and feedback. Since the build commenced in November 2013, the first three cycles have been completed, with the fourth due to complete mid-May 2014.

Employees

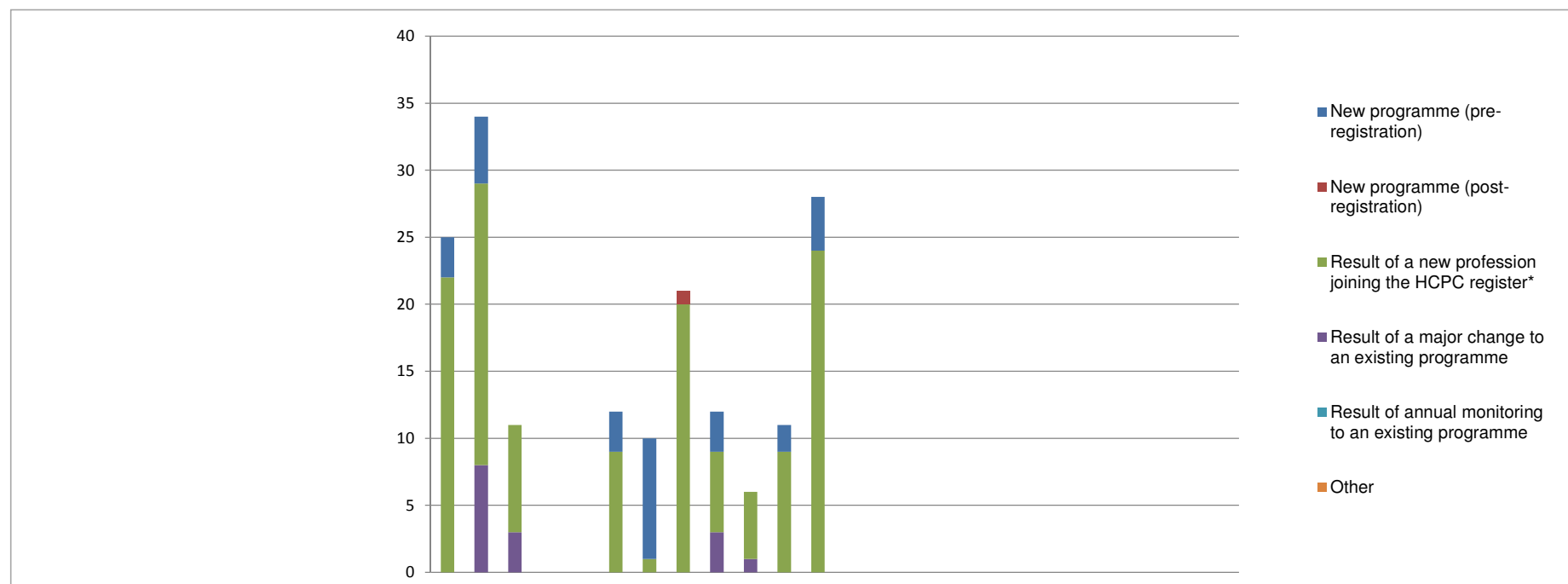
There have been no employee changes in the Department since the last Council meeting. The total number of employees remains at 18.

Overview of approval visits April 2013 - March 2015



Overview of approval visits	2013												2014												2015												2009/10	2010/11	2011/12	2012/13	2013/14	2014/15
	Apr	May	Jun	Jul	Aug	Sep	Oct	Nov	Dec	Jan	Feb	Mar	Apr	May	Jun	Jul	Aug	Sep	Oct	Nov	Dec	Jan	Feb	Mar	Apr	May	Jun	Jul	Aug	Sep	Oct	Nov	Dec	Jan	Feb	Mar	FYE	FYE	FYE	FYE	FYE	YTD
Number of visits	9	10	3	0	0	5	8	7	4	4	6	10																									38	58	59	56	66	0
Number of programmes visited	25	34	11	0	0	12	10	21	12	6	11	28																									80	101	112	103	170	0

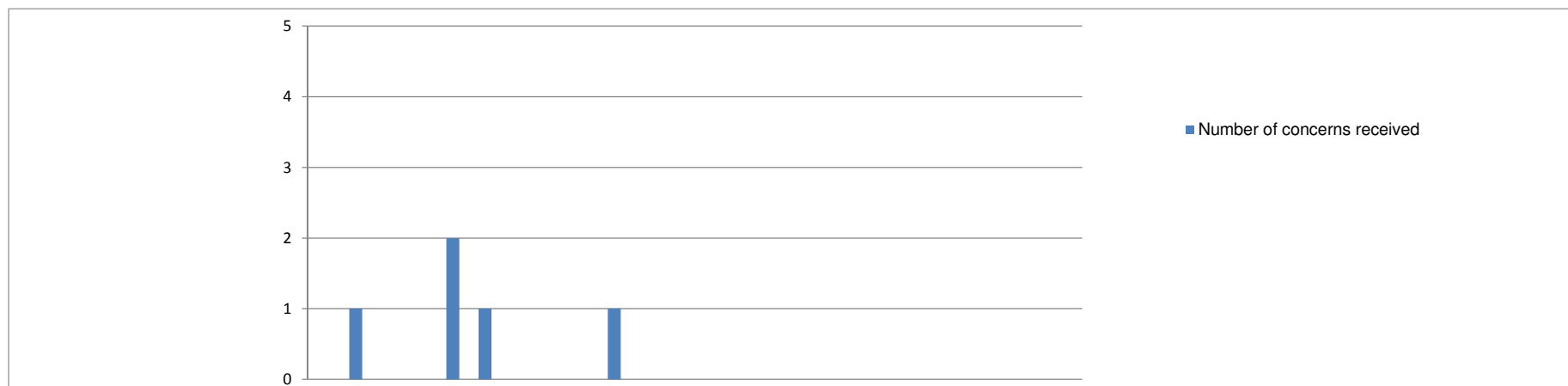
Reasons for approval visits April 2013 - March 2015



Reason for programme visited	2013			2014												2015											
	Apr	May	Jun	Jul	Aug	Sep	Oct	Nov	Dec	Jan	Feb	Mar	Apr	May	Jun	Jul	Aug	Sep	Oct	Nov	Dec	Jan	Feb	Mar			
New programme (pre-registration)	3	5	0	0	0	3	9	0	3	0	2	4															
New programme (post-registration)	0	0	0	0	0	0	0	1	0	0	0	0															
Result of a new profession joining the HCPC register*	22	21	8	0	0	9	1	20	6	5	9	24															
Result of a major change to an existing programme	0	8	3	0	0	0	0	0	3	1	0	0															
Result of annual monitoring to an existing programme	0	0	0	0	0	0	0	0	0	0	0	0															
Other	0	0	0	0	0	0	0	0	0	0	0	0															
Total	25	34	11	0	0	12	10	21	12	6	11	28	0	0	0	0	0	0	0	0	0	0	0	0	0		

2009/10	2010/11	2011/12	2012/13	2013/14	2014/15
FYE	FYE	FYE	FYE	FYE	YTD
25	29	17	30	29	0
1	0	2	1	1	0
7	31	32	51	125	0
42	37	57	21	15	0
3	4	2	0	0	0
2	0	0	0	0	0
80	101	110	103	170	0

* Practitioner psychologists July 2009 - July 2012
 Hearing Aid Dispensers April 2010 - July 2012
 Social workers in England August 2012 - July 2015



	2013			2014									2015											
	Apr	May	Jun	Jul	Aug	Sep	Oct	Nov	Dec	Jan	Feb	Mar	Apr	May	Jun	Jul	Aug	Sep	Oct	Nov	Dec	Jan	Feb	Mar
Number of concerns received	0	1	0	0	2	1	0	0	0	0	1	0	0	0	0	0	0	0	0	0	0	0	0	0

	2009/10	2010/11	2011/12	2012/13	2013/14	2014/15
	FYE	FYE	FYE	FYE	FYE	YTD
Total number of approved progs	480	623	644	909	968	968
% programmes affected by concerns	1.0%	0.8%	0.8%	0.7%	0.5%	0.0%

Outcome of process	2013			2014									2015											
	Apr	May	Jun	Jul	Aug	Sep	Oct	Nov	Dec	Jan	Feb	Mar	Apr	May	Jun	Jul	Aug	Sep	Oct	Nov	Dec	Jan	Feb	Mar
Directed visit	0	0	0	0	0	0	0	0	0	0	0	0	0	0	0	0	0	0	0	0	0	0	0	0
Approval process	0	0	0	0	1	0	0	0	0	0	0	0	0	0	0	0	0	0	0	0	0	0	0	0
Major change process	0	0	0	0	0	0	0	0	0	0	0	0	0	0	0	0	0	0	0	0	0	0	0	0
Annual monitoring process	0	0	0	0	0	0	0	0	0	0	0	0	0	0	0	0	0	0	0	0	0	0	0	0
Withdrawn	0	0	0	0	0	0	0	0	0	0	0	0	0	0	0	0	0	0	0	0	0	0	0	0
Unsubstantiated	0	1	0	0	1	1	0	0	0	0	1	0	0	0	0	0	0	0	0	0	0	0	0	0
Pending	0	0	0	0	0	0	0	0	0	0	0	0	0	0	0	0	0	0	0	0	0	0	0	0

	2009/10	2010/11	2011/12	2012/13	2013/14	2014/15
	FYE	FYE	FYE	FYE	FYE	YTD
Directed visit	0	0	0	0	0	0
Approval process	0	0	1	0	1	0
Major change process	1	0	1	0	0	0
Annual monitoring process	0	1	0	0	0	0
Withdrawn	1	0	0	0	0	0
Unsubstantiated	3	4	3	6	4	0
Pending	0	0	0	0	0	0